

innobond

Flat roof insulation for use beneath fully adhered and mechanically fixed single-ply waterproofing membranes



Fibre-free rigid polyisocyanurate (PIR) insulation core
with a coated glass tissue facing on both sides



LIGHTWEIGHT



COST
EFFECTIVE



ENVIRONMENTAL
PERFORMANCE



TAPERED
SOLUTION



FLAT BOARD
SOLUTION

APPLICATIONS

Inno-Bond is available in both flat and tapered boards, for use on new roofs, refurbished roofs or for upgrading the thermal performance of existing roofs. Inno-Bond is suitable for fully adhered single ply waterproofing systems as well as mechanically fixed systems on concrete, timber or metal decks. For advice on how Inno-Bond can suit your application, please contact Building Innovation.

DESCRIPTION

Inno-Bond comprises a fibre-free rigid polyisocyanurate (PIR) insulation core with a coated glass tissue facing on both sides.

DIMENSIONS

	Small format flat boards	Large format flat boards	Tapered boards
Width	600 mm	1200 mm	1200 mm
Length	1200 mm	2400 mm	1200 mm
Thickness	30-150 mm*	30-160 mm*	30-150 mm
Area	0.72 m ²	2.88 m ²	1.44 m ²

*Greater thicknesses may be achieved with two layers of insulation boards

THERMAL CONDUCTIVITY

Thickness (mm)	Lambda/ λ -value
25-79	0.027 W/m·K
80-119	0.025 W/m·K
120+	0.024 W/m·K

Inno-Bond lambda and thermal resistance values stated in this datasheet are in accordance with BS EN 13165: 2012 +A2: 2016 (Thermal insulation products for buildings. Factory made rigid polyurethane foam (PU) products. Specification).

COMPRESSIVE STRENGTH

Typical compressive strength for the insulation exceeds 150 kPa when tested at 10% compression to BS EN 826: 2013 (Thermal Insulating Products for Building Applications. Determination of Compressive Behaviour).

RESISTANCE TO SOLVENTS

Inno-Bond resists attack from alkalis, dilute acids, mineral oil and petrol. The insulation is not resistant to ketonic solvents. Damaged boards should not be used.

DURABILITY

When correctly installed, Inno-Bond has an indefinite life and its durability depends on the background/supporting structure and conditions of its use. It should not be used to isolate dampness or be used in continuously damp/humid conditions. The fibre-free insulation core of Inno-Bond and facings resists attack by mould and microbial growth and do not provide any food value to vermin.

ENVIRONMENTAL

The insulation core of Inno-Bond is manufactured with a blowing agent that has zero Ozone Depletion Potential (ODP) with a low Global Warming Potential (GWP).

All manufacturing of Building Innovation insulation and designing of Building Innovation tapered schemes are covered by ISO 14001: 2015 (Environmental Management Systems. Requirements).

WATER VAPOUR RESISTANCE

Building Innovation recommends a Condensation Risk Analysis (CRA) be completed for each project.

The insulation boards should be installed over a Vapour Control Layer (VCL) or sealed metal deck.

Consideration should be given to BS 5250: 2021 (Management of moisture in buildings. Code of practice) and BS 6229: 2018 (Code of Practice for flat roofs with continuously supported coverings).

FIRE PERFORMANCE

For guidance regarding the routes to compliance for meeting fire safety requirements please refer to the relevant Building Regulations/Standards for England, Wales and Scotland.

Under System 4 AVCP, InnoBond has a Euroclass rating of F.

Additional materials can be placed above the insulation layer within a roofing system including, but not limited to, waterproofing materials, reinforcement layers, primers and carrier membranes. These additional materials complete the roofing system. As such, the fire performance of a roofing system is predominantly determined by these finishes.

Compliance for meeting the fire safety requirements of the Building Regulations/Standards can be evaluated by testing the fire performance of the roofing system. The most commonly used route to compliance involves testing the full roofing system and uses test method DD CEN/TS 1187: 2012 (Test methods for external fire exposure to roofs). External roof exposure testing is typically carried out by the waterproofing manufacturer/system supplier, due to the complexities of the roofing system.

NB Test evidence to demonstrate compliance with the fire safety requirements of the Building Regulations/Standards incorporating Inno-Bond within a roof system would be required to be provided from the chosen waterproofing system supplier. Without the required classification for the proposed roof system, achieved through either an external roof exposure test or an overlay of inorganic material, the use of Inno-Bond must be restricted to at least 20 metres in England and 24 metres in Scotland, or more from any point of the relevant boundary.

Further details on the fire performance may be obtained from Building Innovation Technical Services (see rear cover for details).

ROOF LOADING

Inno-Bond is suitable for roof decks which are exposed to limited maintenance foot traffic, depending on the waterproofing system being used. For roofs which require regular pedestrian access, a walkway should be provided. The roof should be boarded out with protective boarding whenever site work is to take place after the roofboard has been laid and the roof made watertight.

ROOF WATERPROOFING SYSTEM

Inno-Bond is suitable for use with fully adhered and mechanically fixed waterproofing systems (PVC, TPO, EVA, EPDM etc). Please contact the waterproofing manufacturer to check the compatibility of the waterproofing system with Inno-Bond. Inno-Bond is also suitable for use with mastic asphalt, partially bonded built up felt and some liquid applied waterproofing systems. Please contact Building Innovation for more information on these applications.

DESIGN CONSIDERATIONS

Consideration should also be given to BS 5250: 2021 (Management of moisture in buildings. Code of practice) and BS 6229: 2018 (Code of Practice for flat roofs with continuously supported coverings).

STANDARDS AND APPROVALS

The use of Inno-Bond (in thicknesses of 25 - 160 mm), produced at the Pembridge (Herefordshire) and Selby (North Yorkshire) manufacturing facilities, is covered by BBA no. 16/5341.



Building Innovation PIR Insulation is manufactured under a management system certified to ISO 9001: 2015 (Quality Management Systems. Requirements), ISO 14001: 2015 (Environmental Management Systems. Requirements), ISO 45001: 2018 (Occupational Health and Safety Management Systems. Requirements with guidance for use) and ISO 50001: 2018 (Energy Management Systems. Requirements with guidance for use).

All certificates are available from www.building-innovation.co.uk.

WIND LOADING

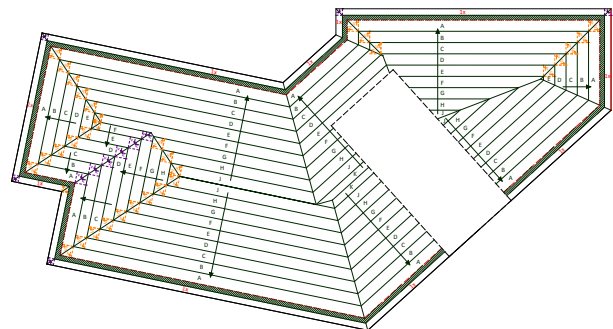
Wind loadings should be assessed in accordance to BS EN 1991-1-4:2005 + A1:2010 (Eurocode 1. Actions on structures. General Actions, Wind Actions) and the UK National Annex. Building Innovation recommend contacting the waterproofing manufacturer for a project specific wind uplift calculation.

CONSTRUCTION CONSIDERATIONS


Consideration should be given to the recommendations and best practice guidance of SPRA (Single Ply Roofing Association), LRWA (Liquid Roofing and Waterproofing Association) and the IMA (Insulation Manufacturers Association).

BENEFITS OF TAPERED ROOFING SCHEMES:

- Creates falls on flat roofs, eliminating the requirement for other means such as structural falls, timber firrings or screed laid to falls.
- Quick and simple installation - ideal for fast track construction.
- Minimises water ponding and premature failures in the waterproofing system.
- Pre-mitred hips and valleys:
 - Reduces cutting on site
 - Reduces cost, time and waste
 - Factory cut for superior finish



Example tapered scheme roof design



INSTALLATION

Roof deck should be clean and dry before installation of Inno-Bond boards. If flat Inno-Bond insulation boards are to be installed, roof deck should be constructed to fall to all rainwater outlets. A minimum 25 mm upstand of the insulation board should be installed around the roof perimeter and approved angle fillets should be used at upstands or kerbs.

- The boards should be laid over a vapour control layer (VCL). If fixing to a sealed metal deck, there is no need for a VCL.
- The boards can be either bonded to the deck using PU Adhesive, by laying in mopped hot bitumen or mechanically fixed (see below).
- Follow manufacturer's guidelines for the application of the waterproofing membrane.
- Continue the waterproofing vertically at upstands, to a minimum of 150 mm above the top of the horizontally laid insulation or 300 mm above the deck.

BONDING

Boards of Inno-Bond should be bonded down by laying into hot bitumen (max. temperature 240°C) mopped or poured over the vapour control layer, or with the use of a suitable PU adhesive.

Alternatively, the insulation boards should be secured to the deck using mechanical fixings e.g. telescopic tube fasteners (see 'Mechanical fixing').

In cases where multiple layers of insulation are being used to create higher thicknesses, PU Adhesive can also be used to bond the layers to one another.

The waterproofing membrane is installed in accordance with the membrane manufacturer's instructions, over the whole insulated area including any insulation upstands, as soon as possible after laying the insulation boards.

MECHANICAL FIXINGS

Mechanical fixings should be used as recommended in IMA information document ID/1/2009 (Mechanical fixings for rigid polyisocyanurate (PIR) and polyurethane (PUR) roofboards beneath single-ply waterproofing membranes).

Where the specified vapour control layer is not a bitumen membrane, eg polyethylene, any fixings which penetrate the vapour control layer should be telescopic tube fastenings.

The number of mechanical fixings required to fix Inno-Bond will vary with the geographical location of the building, the topographical data, and the height of the roof concerned. The requirement for additional fixings should be assessed in accordance with BS 6399-2: 1997 (Loadings for buildings. Code of practice for wind loads) or BS / I.S. EN1991-1-4: 2005 + A1: 2010 (National Annex to Eurocode 1. Actions on structures. General Actions. Wind Actions). It is essential that the Building Innovation Inno-Bond is restrained over its full surface area. When installing 2.4 x 1.2 m boards a minimum of 6 mechanical fixings should

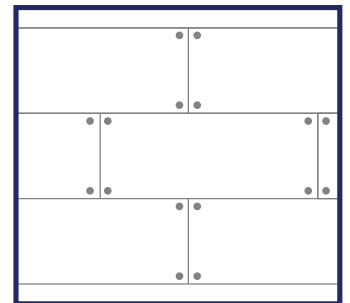
EcoTherm Insulation (UK) Limited T/A Building Innovation
Harvey Road, Burnt Mills Industrial Estate, Basildon, Essex, SS13 1QJ

Telephone: +44 (0) 1268 591155 **Fax:** +44 (0) 1268 591852
Email: info@building-innovation.co.uk
Web: www.building-innovation.co.uk

be placed within the individual board area and be sited adjacent to the corners of the board. When using 1.2 x 0.6 m boards a minimum of 4 mechanical fixings should be used. Any additional fixings needed should be evenly distributed over the full area of the board. Each fixing should incorporate a minimum 50 mm diameter countersunk washer. Fixings at board edges must be more than 50 mm but less than 150mm away from the edge or corner of the board. We advise where possible thermally broken tube fixings should be used.

LAYING PATTERN

Boards should be laid with edges butted and in a break bonded pattern laid at right angles to the edges of the roof or diagonally across the roof. The board is suited to a variety of laying patterns. However, it is recommended that whatever pattern is employed joints are always break-bonded and taped. On metal decks the long edges should be laid at right angles to the corrugations. All board joints should be fully supported by the deck.



Inno-Bond tapered boards should be laid according to the Building Innovation roof scheme drawing. Each board type will be clearly noted on both the board packaging and the drawing.

HANDLING

- Do not drop boards
- To cut use a fine toothed saw
- Wear appropriate hand and eye protection
- Damaged boards should not be used

Cutting with power tools generates dust so should be kept to a minimum. Ideally all operations which produce dust should be carried out in well ventilated conditions; where possible a dust mask selected in accordance with BS EN 149 should be worn.

Ensure accurate trimming to achieve close butt joints and continuity of insulation.

STORAGE

Store boards in a flat, dry area off the ground away from mechanical and water damage.

If temporary outdoor storage cannot be avoided then they must be completely protected by use of an opaque polythene sheet or tarpaulin.

Boards that have been allowed to get wet should not be used.

HEALTH & SAFETY

Inno-Bond is chemically inert and safe to use. Product safety information is available to download from www.building-innovation.co.uk.

To check that you have the latest version of this brochure please visit www.building-innovation.co.uk/downloads.

To access pre-existing product information or information relating to previously sold/discontinued products please email info@building-innovation.co.uk.



@BuildingInnov



BuildingInnovation