



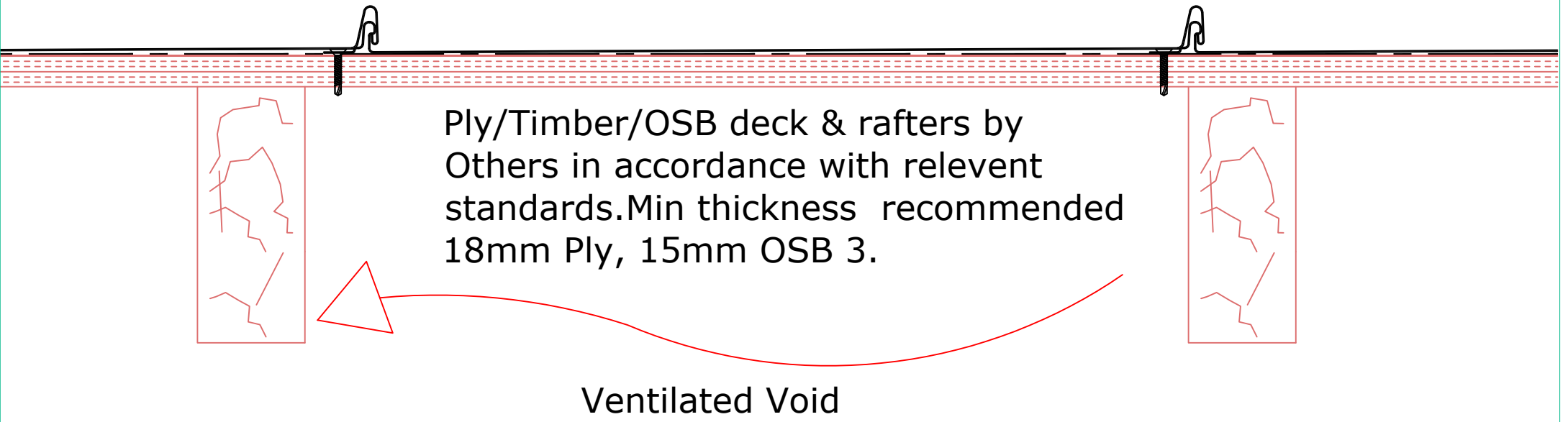
TITLE: Vieo Edge
DWG NO: VE1_CR_TD
SCALE: NTS
ISSUE DATE: Oct 18

Drawn by: BS Checked by: MP

(To be read in conjunction with Vieo system specification documents)

Euro Clad Ltd,
Wentloog Corporate Park,
Wentloog Road, Cardiff CF3 2ER
Tel: (+44) 029 22 010101,
Fax: (+44) 029 22 010122
Website: www.vieorooft.com

This draft drawing has been supplied by Euro Clad Ltd for the purpose of guidance free of charge. It is a suggested typical detail and as such should not be assumed suitable for any specific project or application. No responsibility is assumed for errors or misinterpretations resulting from the information contained in the drawing. Details are for illustration only and no liability is accepted. We reserve the right to change the details without notice. The drawing is copyright, it remains our property.





TITLE: Vioe Edge

DWG NO: VE1_CR_TD

SCALE: NTS

ISSUE DATE: Oct 18

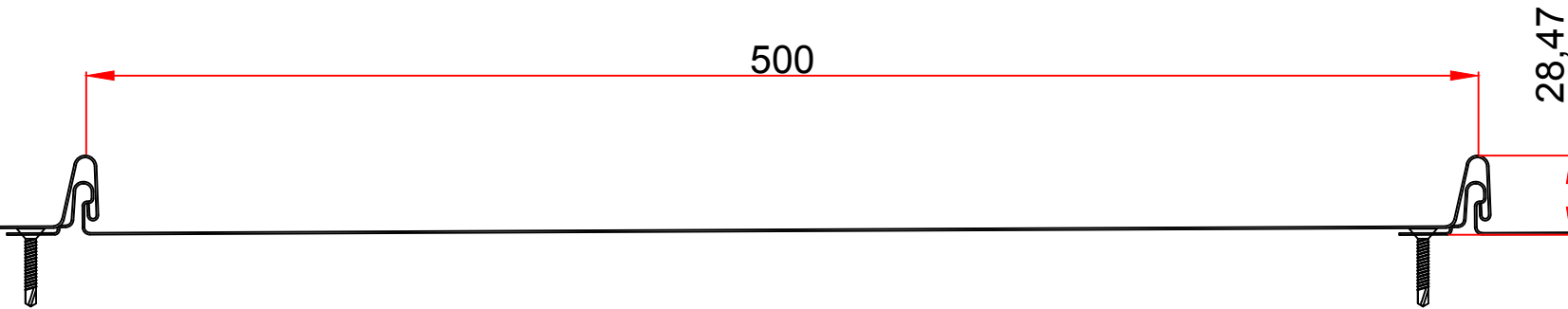
Drawn by: BS Checked by: MP

(To be read in conjunction with Vioe system specification documents)

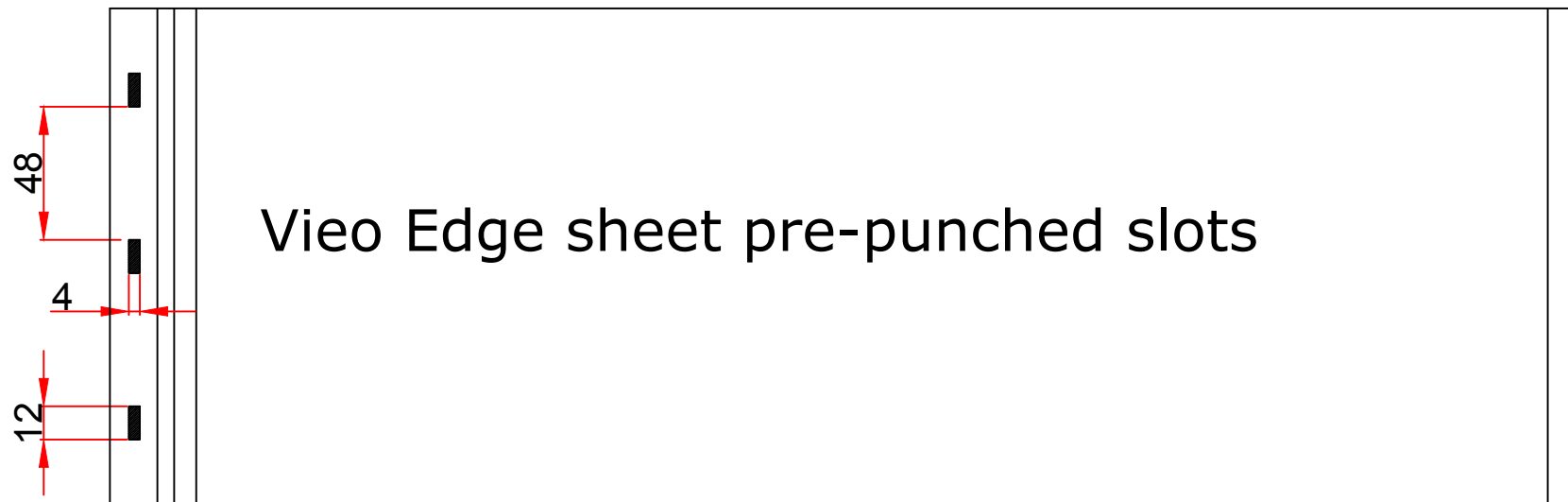
**Euro Clad Ltd,
Wentloog Corporate Park,
Wentloog Road, Cardiff CF3 2ER
Tel: (+44) 029 22 010101,
Fax: (+44) 029 22 010122
Website: www.vieorooft.com**

This draft drawing has been supplied by Euro Clad Ltd for the purpose of guidance free of charge. It is a suggested typical detail and as such should not be assumed suitable for any specific project or application. No responsibility is assumed for errors or misinterpretations resulting from the information contained in the drawing. Details are for illustration only and no liability is accepted. We reserve the right to change the details without notice. The drawing is copyright, it remains our property.

Section



Plan





TITLE: Vieo Edge

DWG NO: VE1_CR_TD

SCALE: NTS

ISSUE DATE: Oct 18

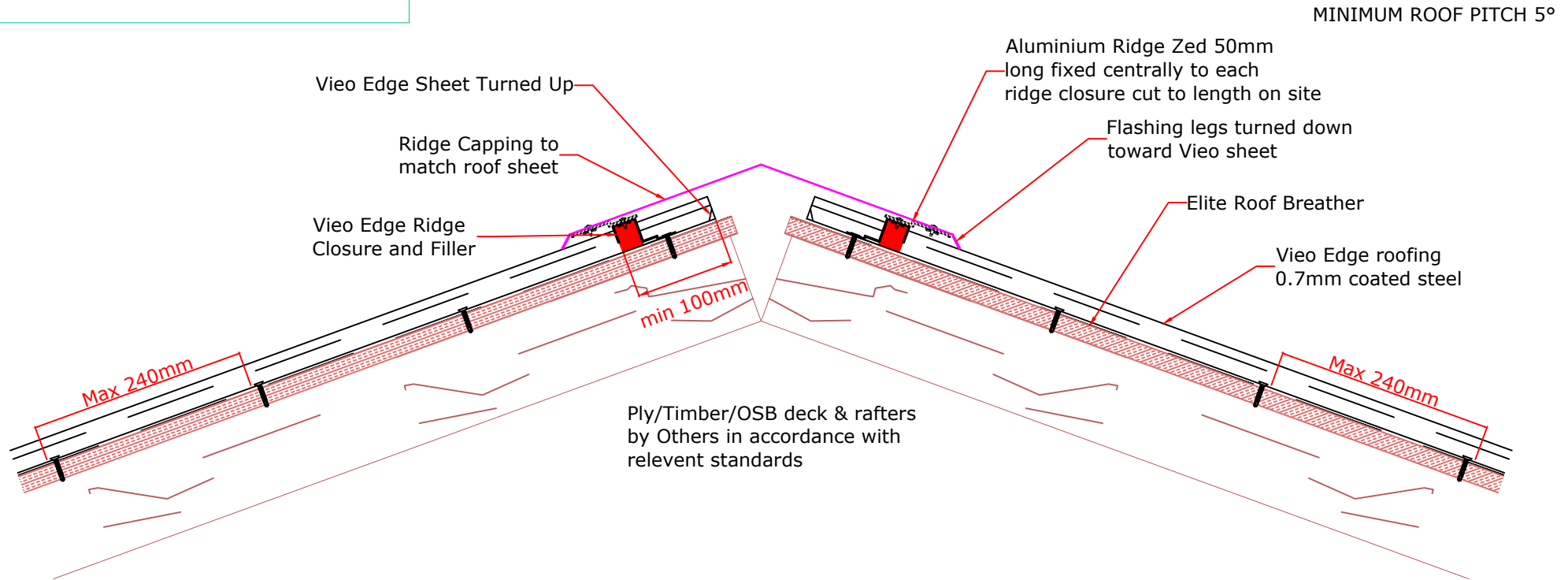
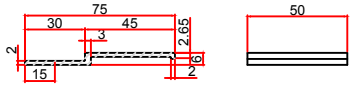
Drawn by: BS Checked by: MP

(To be read in conjunction with Vieo system specification documents)

**Euro Clad Ltd,
Wentloog Corporate Park,
Wentloog Road, Cardiff CF3 2ER
Tel: (+44) 029 22 010101,
Fax: (+44) 029 22 010122
Website: www.vieorooft.com**

This draft drawing has been supplied by Euro Clad Ltd for the purpose of guidance free of charge. It is a suggested typical detail and as such should not be assumed suitable for any specific project or application. No responsibility is assumed for errors or misinterpretations resulting from the information contained in the drawing. Details are for illustration only and no liability is accepted. We reserve the right to change the details without notice. The drawing is copyright, it remains our property.

Ventilated Ridge Zed Section





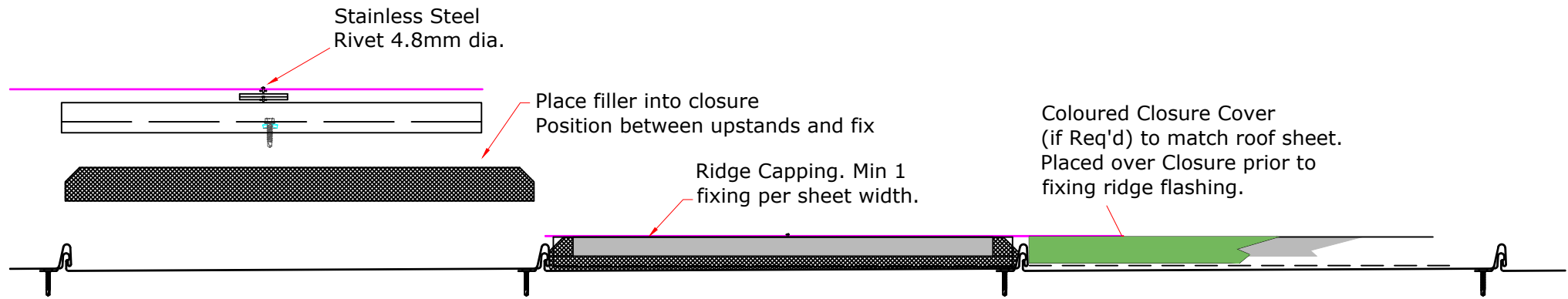
TITLE: Vieo Edge
DWG NO: VE1_CR_TD
SCALE: NTS
ISSUE DATE: Oct 18

(To be read in conjunction with Vieo system specification documents)

Euro Clad Ltd,
Wentloog Corporate Park,
Wentloog Road, Cardiff CF3 2ER
Tel: (+44) 029 22 010101,
Fax: (+44) 029 22 010122
Website: www.vieorooft.com

This draft drawing has been supplied by Euro Clad Ltd for the purpose of guidance free of charge. It is a suggested typical detail and as such should not be assumed suitable for any specific project or application. No responsibility is assumed for errors or misinterpretations resulting from the information contained in the drawing. Details are for illustration only and no liability is accepted. We reserve the right to change the details without notice. The drawing is copyright, it remains our property.

Drawn by: BS Checked by: MP





TITLE: Vieo Edge
DWG NO: VE1_CR_TD
SCALE: NTS
ISSUE DATE: Oct 18

(To be read in conjunction with Vieo system specification documents)

**Euro Clad Ltd,
Wentloog Corporate Park,
Wentloog Road, Cardiff CF3 2ER
Tel: (+44) 029 22 010101,
Fax: (+44) 029 22 010122
Website: www.vieorooft.com**

This draft drawing has been supplied by Euro Clad Ltd for the purpose of guidance free of charge. It is a suggested typical detail and as such should not be assumed suitable for any specific project or application. No responsibility is assumed for errors or misinterpretations resulting from the information contained in the drawing. Details are for illustration only and no liability is accepted. We reserve the right to change the details without notice. The drawing is copyright, it remains our property.

Stainless Steel Rivet 4.8mm dia at max 450mm centres

Verge Flashing (Variable bespoke sizes, made to order)

Aluminium Verge Closure fixed at 240mm centres

min 65mm

Elite Breather membrane

Ply/Timber/OSB deck & rafters by others in accordance with relevant standards

Vieo Edge sheet fixed at max 240mm centres

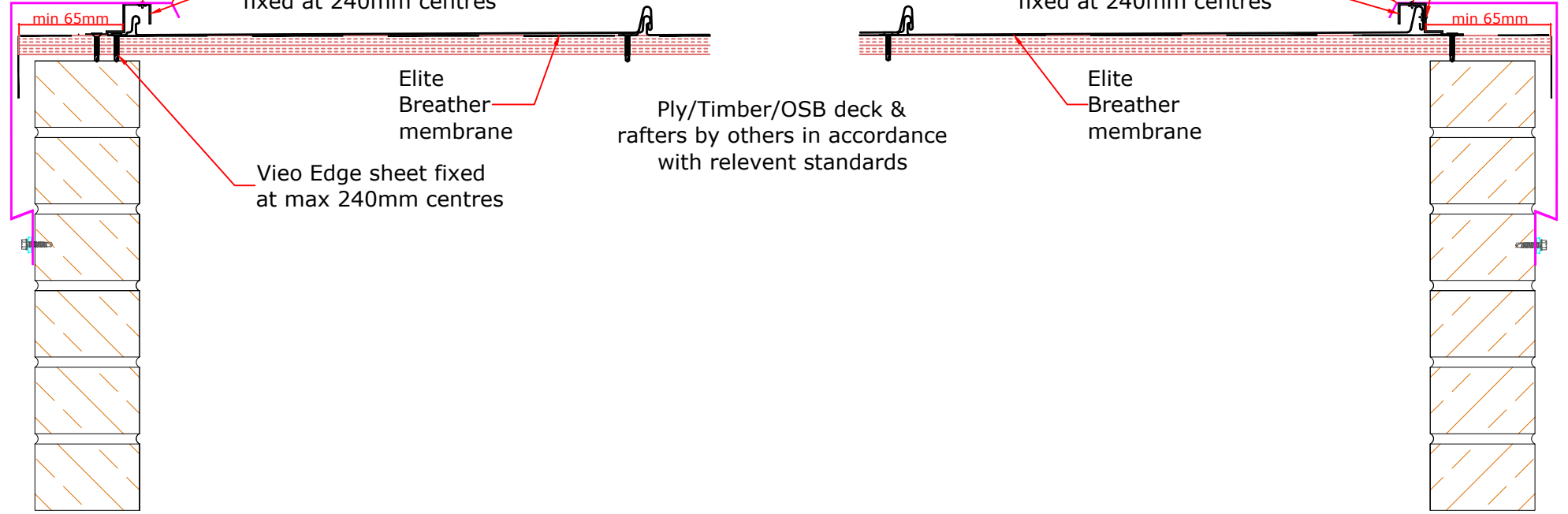
Verge Flashing (Variable bespoke sizes, made to order)

Aluminium Verge Closure fixed at 240mm centres

Stainless Steel Rivet 4.8mm dia at max 450mm centres

min 65mm

Elite Breather membrane





TITLE: Vio Edge

DWG NO: VE1_CR_TD

SCALE: NTS

ISSUE DATE: Oct 18

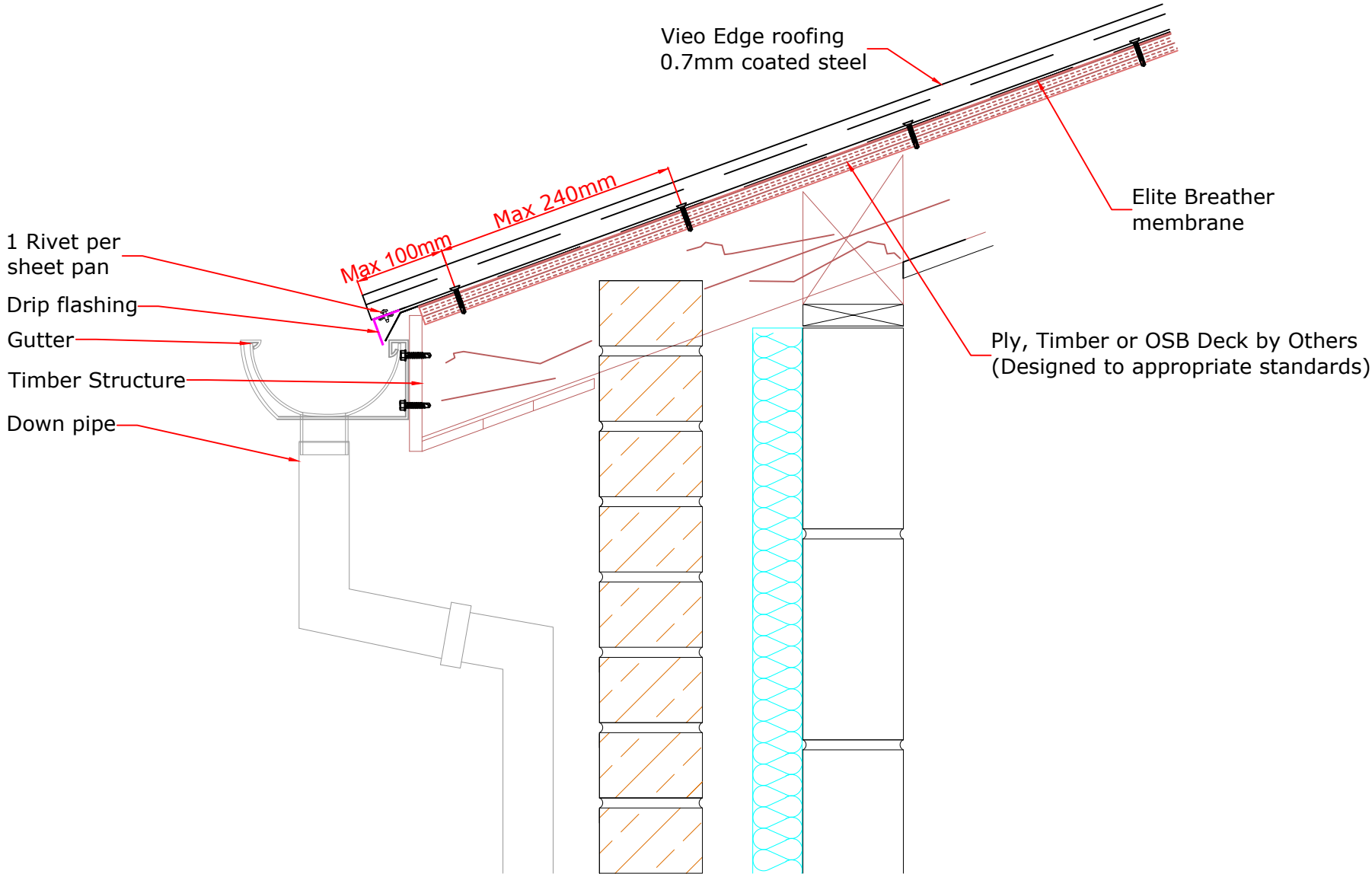
Drawn by: BS Checked by: MP

(To be read in conjunction with Vio system specification documents)

**Euro Clad Ltd,
Wentloog Corporate Park,
Wentloog Road, Cardiff CF3 2ER
Tel: (+44) 029 22 010101,
Fax: (+44) 029 22 010122
Website: www.vieorooft.com**

This draft drawing has been supplied by Euro Clad Ltd for the purpose of guidance free of charge. It is a suggested typical detail and as such should not be assumed suitable for any specific project or application. No responsibility is assumed for errors or misinterpretations resulting from the information contained in the drawing. Details are for illustration only and no liability is accepted. We reserve the right to change the details without notice. The drawing is copyright, it remains our property.

MINIMUM ROOF PITCH 5°





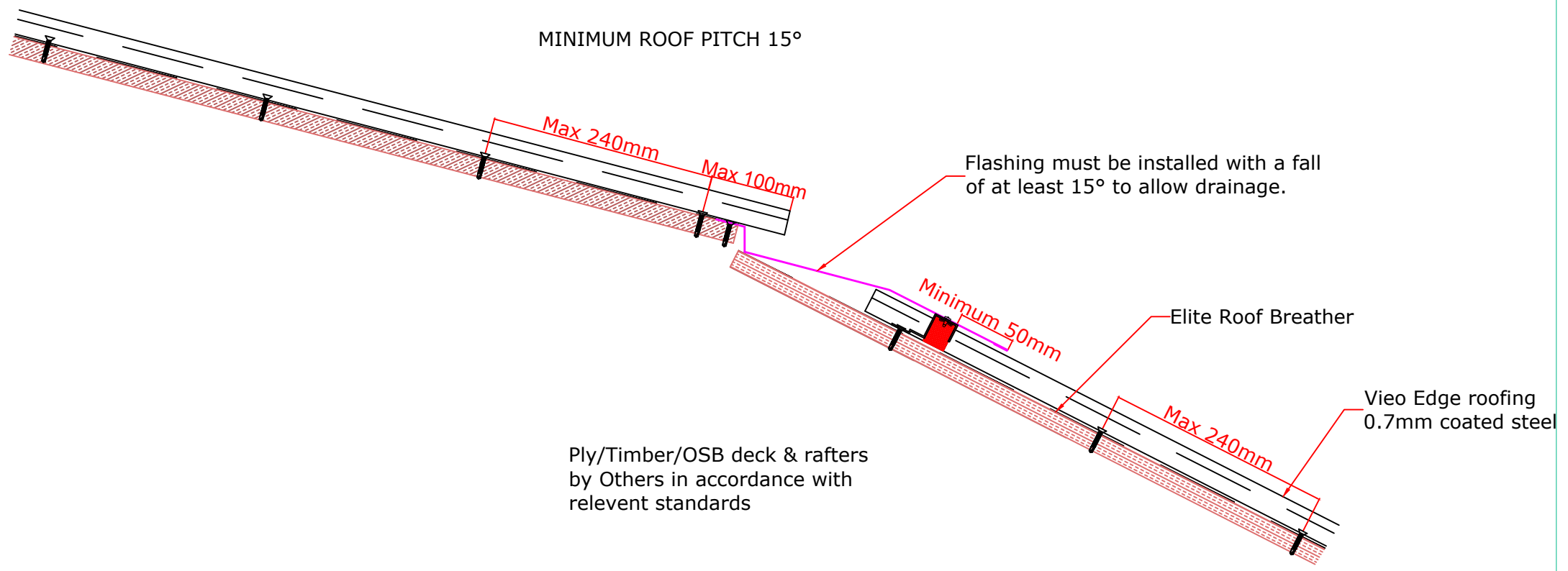
TITLE: Vieo Edge
DWG NO: VE1_CR_TD
SCALE: NTS
ISSUE DATE: Oct 18

Drawn by: BS Checked by: MP

(To be read in conjunction with Vieo system specification documents)

Euro Clad Ltd,
Wentloog Corporate Park,
Wentloog Road, Cardiff CF3 2ER
Tel: (+44) 029 22 010101,
Fax: (+44) 029 22 010122
Website: www.vieorooft.com

This draft drawing has been supplied by Euro Clad Ltd for the purpose of guidance free of charge. It is a suggested typical detail and as such should not be assumed suitable for any specific project or application. No responsibility is assumed for errors or misinterpretations resulting from the information contained in the drawing. Details are for illustration only and no liability is accepted. We reserve the right to change the details without notice. The drawing is copyright, it remains our property.





TITLE: Vio Edge

DWG NO: VE1_CR_TD

SCALE: NTS

ISSUE DATE: Oct 18

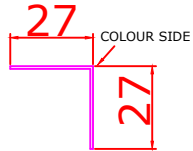
Drawn by: BS Checked by: MP

(To be read in conjunction with Vio system specification documents)

**Euro Clad Ltd,
Wentloog Corporate Park,
Wentloog Road, Cardiff CF3 2ER
Tel: (+44) 029 22 010101,
Fax: (+44) 029 22 010122
Website: www.vieorooft.com**

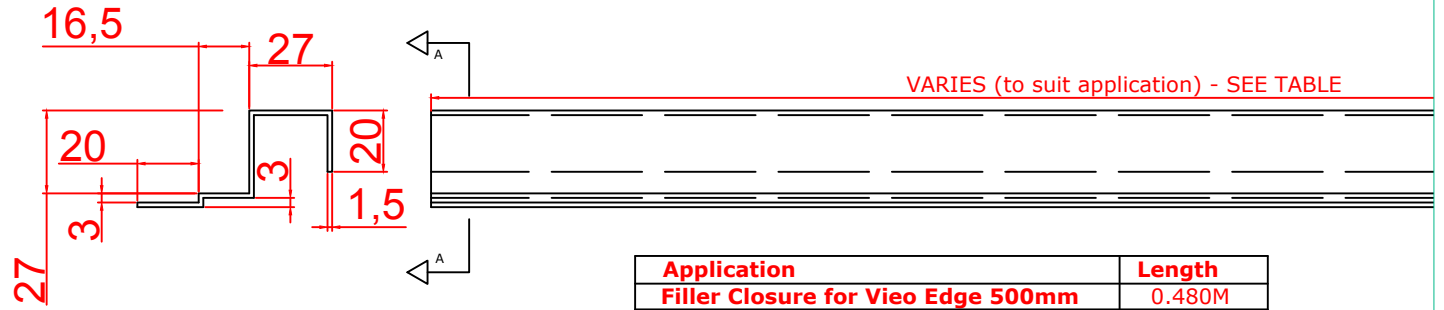
This draft drawing has been supplied by Euro Clad Ltd for the purpose of guidance free of charge. It is a suggested typical detail and as such should not be assumed suitable for any specific project or application. No responsibility is assumed for errors or misinterpretations resulting from the information contained in the drawing. Details are for illustration only and no liability is accepted. We reserve the right to change the details without notice. The drawing is copyright, it remains our property.

Coloured Closure Cover To Match Vio Sheet Material If Reqd.



Material: 0.7mm Coated Steel
Length: 480mm or 3M

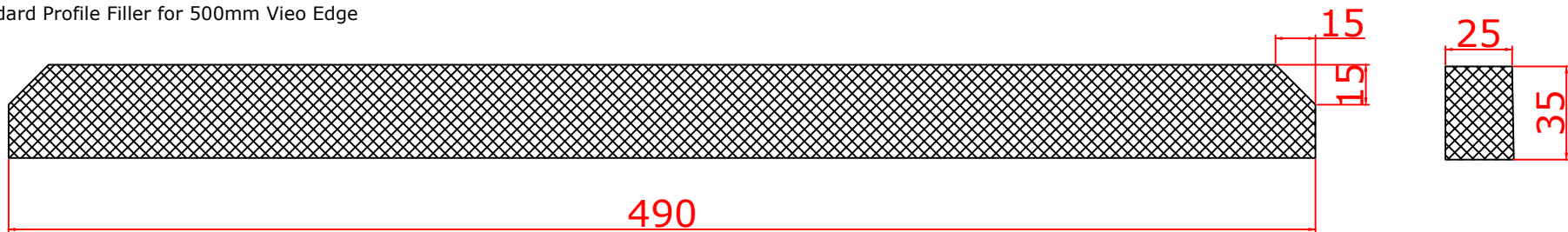
Section A-A



Material: Aluminium
Length: 480mm or 5M

Application	Length
Filler Closure for Vio Edge 500mm	0.480M
Verge or Raked Filler Closure Blank	5.000M

Standard Profile Filler for 500mm Vio Edge



Profile Filler Blank for Rakes & sheet widths other than 500mm

