

Insulated Roof & Wall Panels

Installation Guide

Note: Ensure steelwork is suitable for panels and is within tolerance. Ensure lower panel is bearing on to purlin by a minimum of 30mm.

Fasteners to suit project specification requirements i.e. carbon / stainless steel.

Sealant application is to Class A requirements.

Gun-grade sealant referred to is: - non-setting butyl sealant.

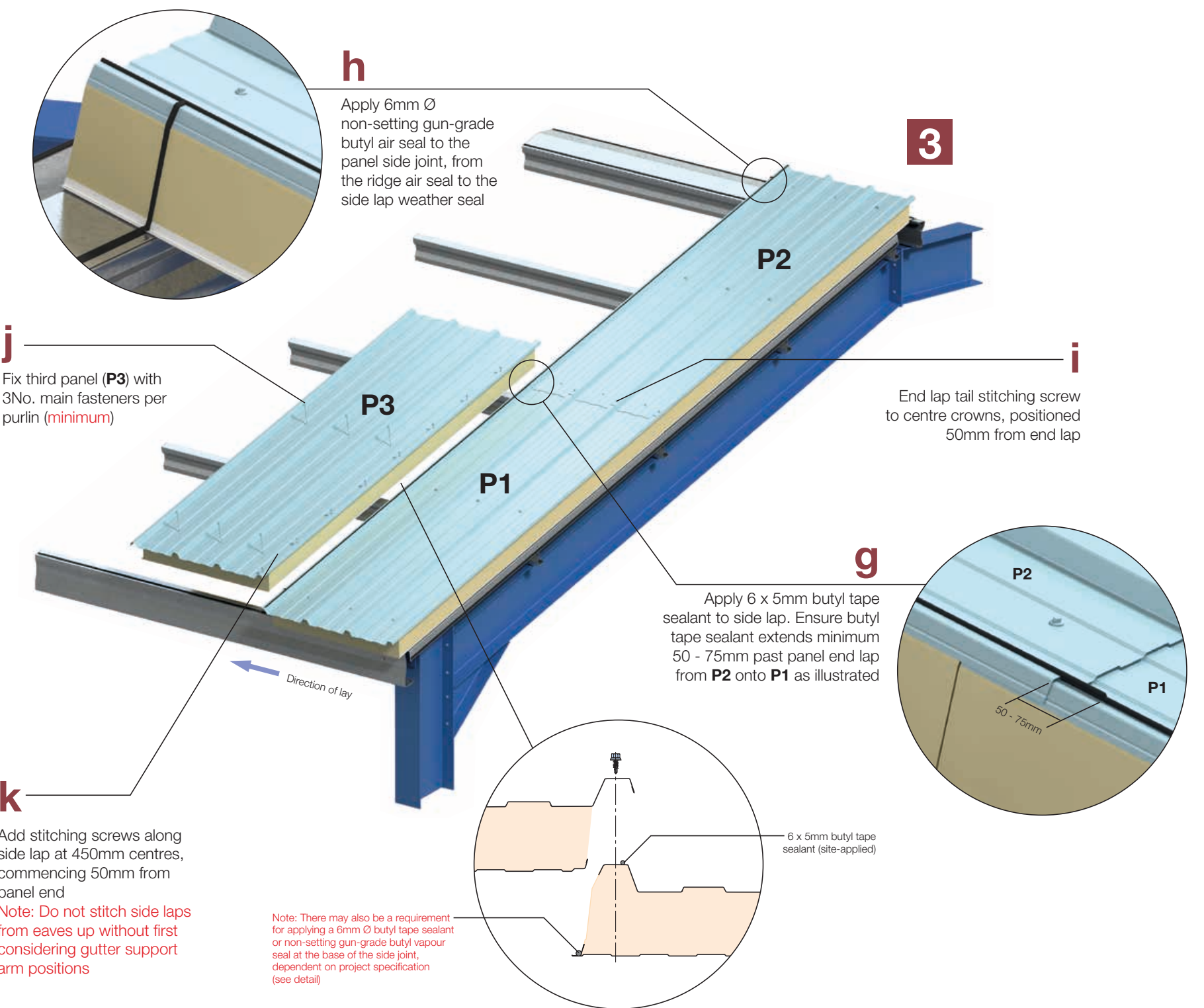
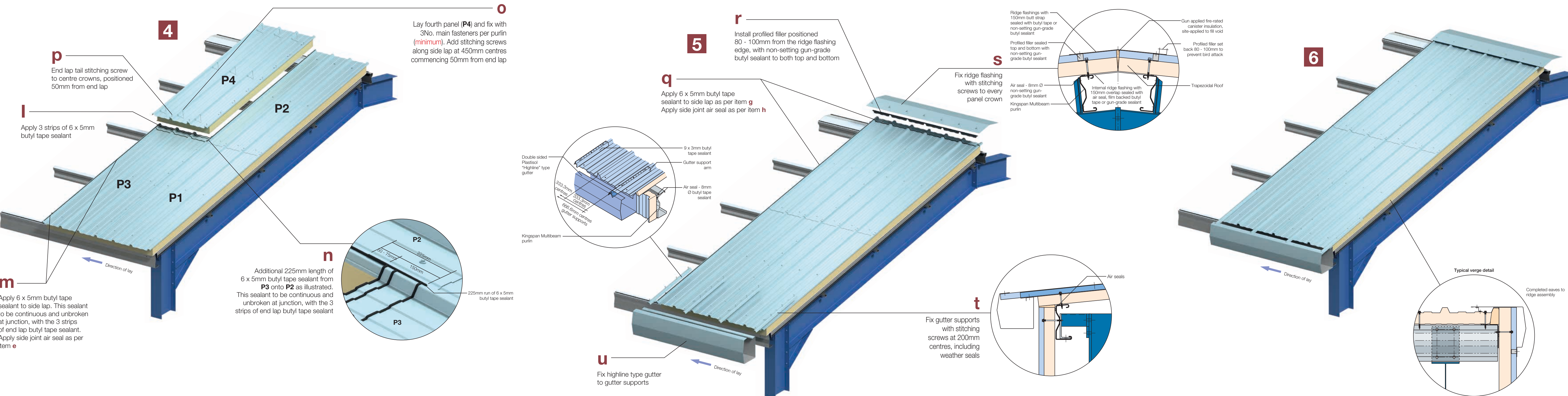
Note: As an alternative to using butyl air sealants, a PVC foam tape (SVG25) can be used for an air seal.

Please refer to Technical Update EU87 on Internal Air Seals and consult with our the Kingspan Technical Services Department for further guidance.

All sealants to suit project specification requirements.


For high humidity, hygiene internal environments, etc, please contact the Kingspan Technical Services Department for specification guidance

Trapezoidal Roof, KS1000 RW Multiple Panels Eaves to Ridge



Components

Trapezoidal Roof

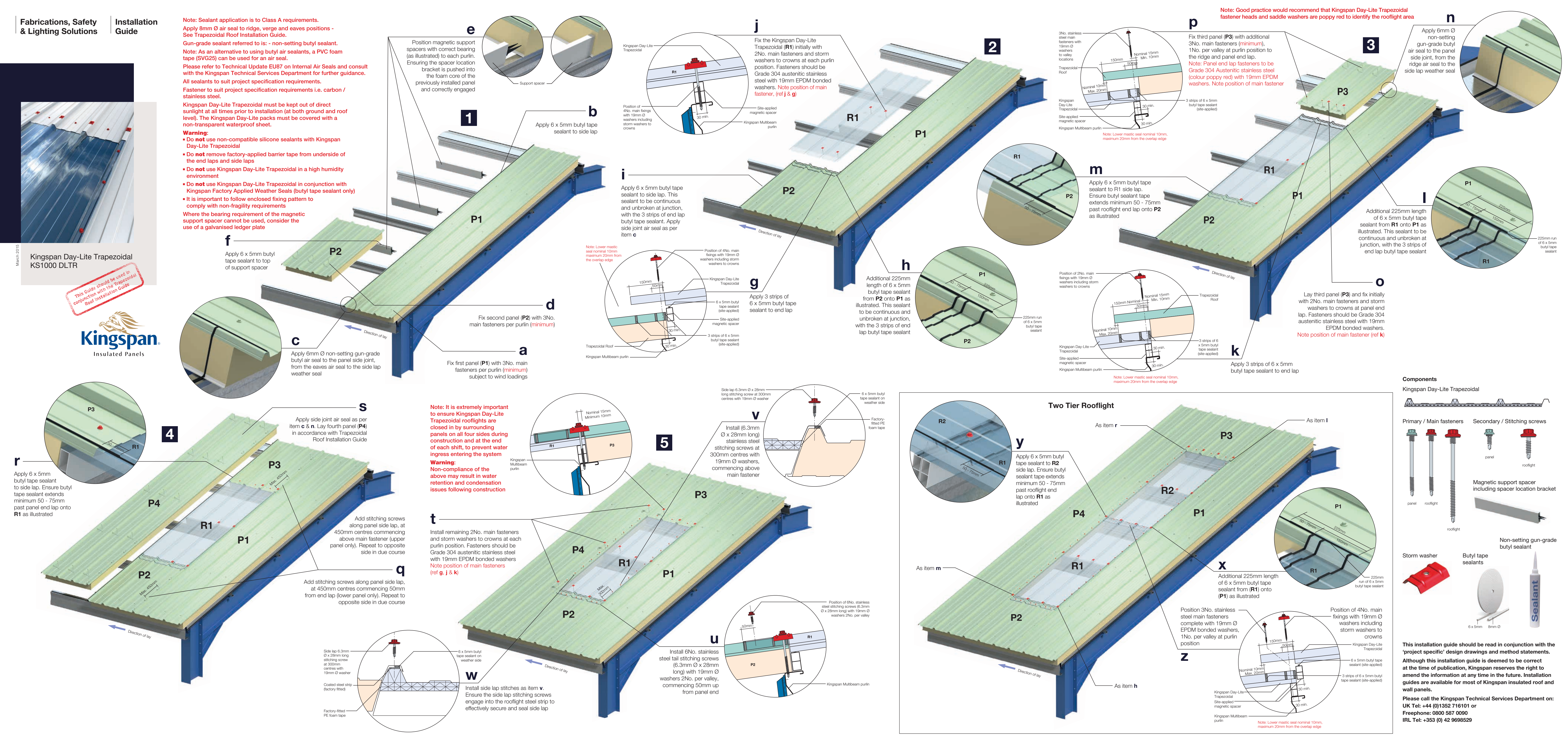


This installation guide should be read in conjunction with the 'project specific' design drawings and method statements. Although this installation guide is deemed to be correct at the time of publication, Kingspan reserves the right to amend the information at any time in the future. Installation guides are available for most of Kingspan insulated roof and wall panels.

Please call the Kingspan Technical Services Department on:
UK Tel: +44 (0)1352 716101 or
Freephone: 0800 587 0090
IRL Tel: +353 (0) 42 9698529

- **Warning:**
- **Do not** use non-compatible silicone sealants with Kingspan Day-Lite Trapezoidal
- **Do not** remove factory-applied barrier tape from underside of the end laps and side laps
- **Do not** use Kingspan Day-Lite Trapezoidal in a high humidity environment
- **Do not** use Kingspan Day-Lite Trapezoidal in conjunction with Kingspan Factory Applied Weather Seals (butyl tape sealant only)
- It is important to follow enclosed fixing pattern to comply with non-fragility requirements

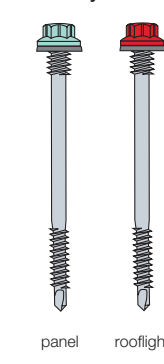
This Guide should be used in conjunction with the Trapezoidal Roof Installation Guide




Kingspan Day-Lite Trapezoidal



Primary / Main fasteners



Secondary / Stitching screws



Magnetic support spacer
including spacer location bracke

Non-setting gun-grad
butyl sealant



tyl tape
ulants



This installation guide should be read in conjunction with the 'project specific' design drawings and method statements. Although this installation guide is deemed to be correct at the time of publication, Kingspan reserves the right to amend the information at any time in the future. Installation guides are available for most of Kingspan insulated roof and wall panels.

Please call the Kingspan Technical Services Department on:
UK Tel: +44 (0)1352 716101 or
Freephone: 0800 587 0090
IRL Tel: +353 (0) 42 9698529