

# KS SERIES - HORIZONTAL INSTALLATION

## REVISION

0	1/01/21
1	1/27/21
2	2/03/21
3	3/08/21
4	7/29/21
5	1/04/22

CI-DS-01-KSH	C & I DISCLAIMER
CI-PP-01-KSH	PANEL PROFILES
CI-PP-01-KSH	PANEL PROFILES
CI-PP-01-KSH	PANEL PROFILES
CI-PJ-01-KSH	PANEL JOINT - EXPANDED
CI-PJ-02-KSH	PANEL JOINT - ENGAGE
CI-PJ-15-KSH	PANEL JOINT - INTERMEDIATE FASTENING
CI-BS-01-KSH	BASE - FLUSH W/ BASE EXTRUSION
CI-BS-02-KSH	BASE - FLUSH CUT BASE W/ TRIM
CI-BS-03-KSH	BASE - "J" BASE DETAIL- OVERHANG W/ EXTRUSION AT JOINT
CI-BS-04-KSH	BASE - "J" BASE DETAIL- OVERHANG W/ EXTRUSION CUT EDGE
CI-BS-05-KSH	BASE - "J" BASE DETAIL - OVERHANG W/ TRIM
CI-BS-06-KSH	BASE - "J" BASE DETAIL - STEPPED SLAB
CI-BS-CMU-01-KSH	BASE - FLUSH W/ EXTRUSION - CMU
CI-BS-CMU-02-KSH	BASE - FLUSH CUT BASE W/ TRIM - CMU
CI-BS-CMU-03-KSH	BASE - "J" BASE DETAIL - OVERHANG W/ EXTRUSION - CMU
CI-BS-CMU-04-KSH	BASE - "J" BASE DETAIL - OVERHANG W/ TRIM - CMU
CI-BS-CMU-05-KSH	BASE - "J" BASE DETAIL - STEPPED SLAB - CMU
CI-OC-01-KSH	OUTSIDE CORNER - FLAT TRIM
CI-OC-02-KSH	OUTSIDE CORNER - FACTORY FOLDED PANEL
CI-OC-03-KSH	OUTSIDE CORNER - STANDARD CUT EDGE
CI-OC-04-KSH	OUTSIDE CORNER - EXTRUSION
CI-IC-01-KSH	INSIDE CORNER - FLAT TRIM
CI-IC-02-KSH	INSIDE CORNER - WITH GASKET
CI-IC-03-KSH	INSIDE CORNER - WITH TRIM
CI-IC-04-KSH	INSIDE CORNER - WITH JAMB EXTRUSION
CI-IC-05-KSH	INSIDE CORNER - WITH CORNER EXTRUSION

INDEX SHEET

DETAIL #: XX-XX-XX-KSH

RELEASE: 2021



# KS SERIES - HORIZONTAL INSTALLATION

CI-IC-06-KSH	TRIM LAP AT BASE EXPANDED
CI-IC-07-KSH	TRIM LAP AT BASE ENGAGED
CI-IC-08-KSH	INSIDE CORNER TRIM LAP EXPANDED
CI-IC-09-KSH	INSIDE CORNER TRIM LAP ENGAGED
CI-OC-CMU-01-KSH	OUTSIDE CORNER - FLAT TRIM - CMU
CI-OC-CMU-02-KSH	OUTSIDE CORNER - FACTORY FOLDED - CMU
CI-OC-CMU-03-KSH	OUTSIDE CORNER - STANDARD CUT ENDS
CI-IC-CMU-01-KSH	INSIDE CORNER - FLAT TRIM - CMU
CI-IC-CMU-02-KSH	INSIDE CORNER - WITH GASKET - CMU
CI-IC-CMU-03-KSH	INSIDE CORNER - TRIM - CMU
CI-IC-CMU-04-KSH	INSIDE CORNER - JAMB EXTRUSION - CMU
CI-FO-01-KSH	FRAMED OPENING - HEAD W/ DRIP EDGE
CI-FO-02-KSH	FRAMED OPENING - STOREFRONT HEAD
CI-FO-03-KSH	FRAMED OPENING - HEAD W/ EXTRUSION
CI-FO-04-KSH	FRAMED OPENING - O.H. DOOR HEAD - 2PC TRIM
CI-FO-05-KSH	FRAMED OPENING - O.H. DOOR HEAD - TRIM W/ DRIP EDGE
CI-FO-06-KSH	FRAMED OPENING - O.H. DOOR HEAD - EXTRUSION
CI-FO-07-KSH	FRAMED OPENING - JAMB - 2PC TRIM
CI-FO-08-KSH	FRAMED OPENING - JAMB - 1PC TRIM
CI-FO-09-KSH	FRAMED OPENING - JAMB - STOREFRONT
CI-FO-10-KSH	FRAMED OPENING - JAMB - EXTRUSION
CI-FO-11-KSH	FRAMED OPENING - O.H. DOOR JAMB - 2PC TRIM
CI-FO-12-KSH	FRAMED OPENING - O.H. DOOR JAMB - EXTRUSION
CI-FO-13-KSH	FRAMED OPENING - SILL - 2PC TRIM
CI-FO-14-KSH	FRAMED OPENING - SILL - 1PC TRIM

REVISION	
REVISION #	DATE
0	01/01/21

INDEX SHEET

DETAIL #: XX-XX-XX-KSH

RELEASE: 2021



# KS SERIES - HORIZONTAL INSTALLATION

CI-FO-15-KSH	FRAMED OPENING - SILL - STOREFRONT
CI-FO-16-KSH	FRAMED OPENING - SILL - EXTRUSION
CI-PR-01-KSH	PARAPET - FIELD CUT PANEL - FLUSH TRIM
CI-PR-02-KSH	PARAPET - FIELD CUT PANEL - PROFILED TRIM
CI-PR-03-KSH	PARAPET - PANEL JOINT - FLUSH TRIM
CI-PR-04-KSH	PARAPET - PANEL JOINT - PROFILED TRIM
CI-PR-05-KSH	PARAPET - PANEL JOINT - EXTRUSION
CI-PR-06-KSH	PARAPET - FIELD CUT PANEL - EXTRUSION
CI-PR-07-KSH	PARAPET - LAP STRIP INSTALLATION
CI-WR-07-KSH	WALL TO ROOF
CI-WR-07-KSH	CONTINUOUS WALL TO ROOF / CANOPY
CI-SO-01-KSH	WALL TO SOFFIT W/ EXTRUSION "A"
CI-SO-02-KSH	WALL TO SOFFIT W/ EXTRUSION "B"
CI-VJ-01A-KSH	VERTICAL JOINT - 1PC TOP HAT TRIM
CI-VJ-01B-KSH	VERTICAL JOINT - 2PC TOP HAT TRIM
CI-VJ-02-KSH	VERTICAL JOINT - TRIM - ISOMETRIC
CI-VJ-03-KSH	VERTICAL JOINT - TRIM-LESS ENDS
CI-VJ-04-KSH	VERTICAL JOINT - TRIM-LESS ENDS - ISOMETRIC
CI-VJ-05-KSH	VERTICAL JOINT - EXTRUSION
CI-VJ-06-KSH	VERTICAL JOINT - ALTERNATE FRAMING
CI-VJ-07-KSH	VERTICAL JOINT W/ BASE EXTRUSION INSTALLATION SEQUENCE
CI-VJ-08-KSH	VERTICAL JOINT W/ BASE EXTRUSION INSTALLATION SEQUENCE

REVISION	
REVISION #	DATE
5	01/04/22

INDEX SHEET

DETAIL #: XX-XX-XX-KSH

RELEASE: 2021



# KS SERIES - HORIZONTAL INSTALLATION

CI-VJ-09-KSH	VERTICAL JOINT W/ BASE EXTRUSION INSTALLATION SEQUENCE
CI-VJ-10-KSH	VERTICAL JOINT W/ BASE EXTRUSION INSTALLATION SEQUENCE
CI-VJ-11-KSH	VERTICAL JOINT W/ BASE EXTRUSION SECTION
CI-VJ-12-KSH	VERTICAL JOINT W/ BASE FLASHING INSTALLATION SEQUENCE
CI-VJ-13-KSH	VERTICAL JOINT W/ BASE FLASHING INSTALLATION SEQUENCE
CI-VJ-14-KSH	VERTICAL JOINT W/ BASE FLASHING INSTALLATION SEQUENCE
CI-VJ-15-KSH	VERTICAL JOINT W/ BASE FLASHING SECTION
CI-EV-01-KSH	WALL TO ROOF - LOW EAVE W/O GUTTER
CI-EV-02-KSH	WALL TO ROOF - LOW EAVE W/ GUTTER
CI-EV-03-KSH	WALL TO ROOF - HIGH EAVE
CI-RK-01-KSH	WALL TO ROOF - RAKE
CI-PE-01-KSH	PIPE PENETRATION
CI-PE-02-KSH	PIPE PENETRATION ISOMETRIC
CI-PE-03-KSH	KNIFE PENETRATION
CI-PE-04-KSH	KNIFE PENETRATION ISOMETRIC
CI-PE-05-KSH	BEAM PENETRATION
CI-PE-06-KSH	BEAM PENETRATION ISOMETRIC
CI-TL-01-KSH	TRIM LAP - W/ DRIP EDGE
CI-TL-02-KSH	TRIM LAP - W/ HEM
CI-TL-03-KSH	TRIM LAP - MENDING PLATE SHINGLE LAP
CI-TL-04-KSH	TRIM LAP W/ FLEXWRAP AT F.O.
CI-TL-05-KSH	EXTRUSION W/ FLEXWRAP AT F.O.
CI-TL-06-KSH	FLEXWRAP AT FRAMED OPENING
CI-TL-07-KSH	EXTRUSION W/ FLEXWRAP AT F.O.
CI-TL-08-KSH	TRIM LAP W/ FLEXWRAP AT REMOVABLE F.O.

REVISION	
REVISION #	DATE
5	01/04/22

INDEX SHEET

DETAIL #: XX-XX-XX-KSH

RELEASE: 2021





# KS SERIES - HORIZONTAL INSTALLATION

CI-TL-09-KSH	EXTRUSION W/ FLEXWRAP AT REMOV. F.O.
CI-EX-01-KSH	EXTRUSIONS - 2"
CI-EX-02-KSH	EXTRUSIONS - 2.5"
CI-EX-03-KSH	EXTRUSIONS - 3"
CI-EX-04-KSH	EXTRUSIONS - 4"
CI-EX-05-KSH	EXTRUSIONS - LAP STRIPS
CI-EX-06-KSH	EXTRUSIONS - LAP STRIPS

REVISION	
REVISION #	DATE
5	01/04/22

INDEX SHEET

DETAIL #: XX-XX-XX-KSH

RELEASE: 2022



# KS SERIES - HORIZONTAL INSTALLATION

## DISCLAIMERS:

THESE DETAILS ARE PROVIDED AS A GUIDELINE FOR PROPER PANEL AND ASSOCIATED COMPONENT INSTALLATION, AND ARE BASED ON INDUSTRY ACCEPTED PRACTICES.

LOCATION OF VAPOR BARRIERS AND ASSOCIATED SEALANTS IN THESE DETAILS ARE BASED ON TYPICAL DESIGN PRACTICES FOR MOST U.S. AND CANADIAN CLIMACTIC ZONES. (THE PRIMARY VAPOR BARRIER IS PLACED ON THE "WARM" SIDE IN WINTER).

PROJECTS LOCATED IN AREAS SUBJECT TO EXTREME COLD AND/OR HIGH SNOW LOADS MAY REQUIRE MODIFICATIONS TO THESE DETAILS - CONTACT KINGSPAN TECHNICAL SERVICES FOR SPECIFIC PROJECT RECOMMENDATIONS.

ALL STRUCTURAL SUPPORTS ARE NOT BY KINGSPAN AND ARE SHOWN FOR CLARIFICATION AND ILLUSTRATION PURPOSES ONLY.

CONTACT KINGSPAN TECHNICAL SERVICES FOR MAXIMUM ALLOWABLE PANEL SPANS AND FASTENING PATTERNS.

REVISION	
REVISION #	DATE
0	01/01/21

COMMERCIAL/INDUSTRIAL  
DISCLAIMER

DETAIL #: CI-DS-01-KSH

RELEASE: 2021

  
**Kingspan.**  
[www.kingspanpanels.us](http://www.kingspanpanels.us)  
[www.kingspanpanels.ca](http://www.kingspanpanels.ca)

# KS SERIES - HORIZONTAL INSTALLATION

CORE DEPTHS:  
2", 2.5", 3", 4", 5", 6"

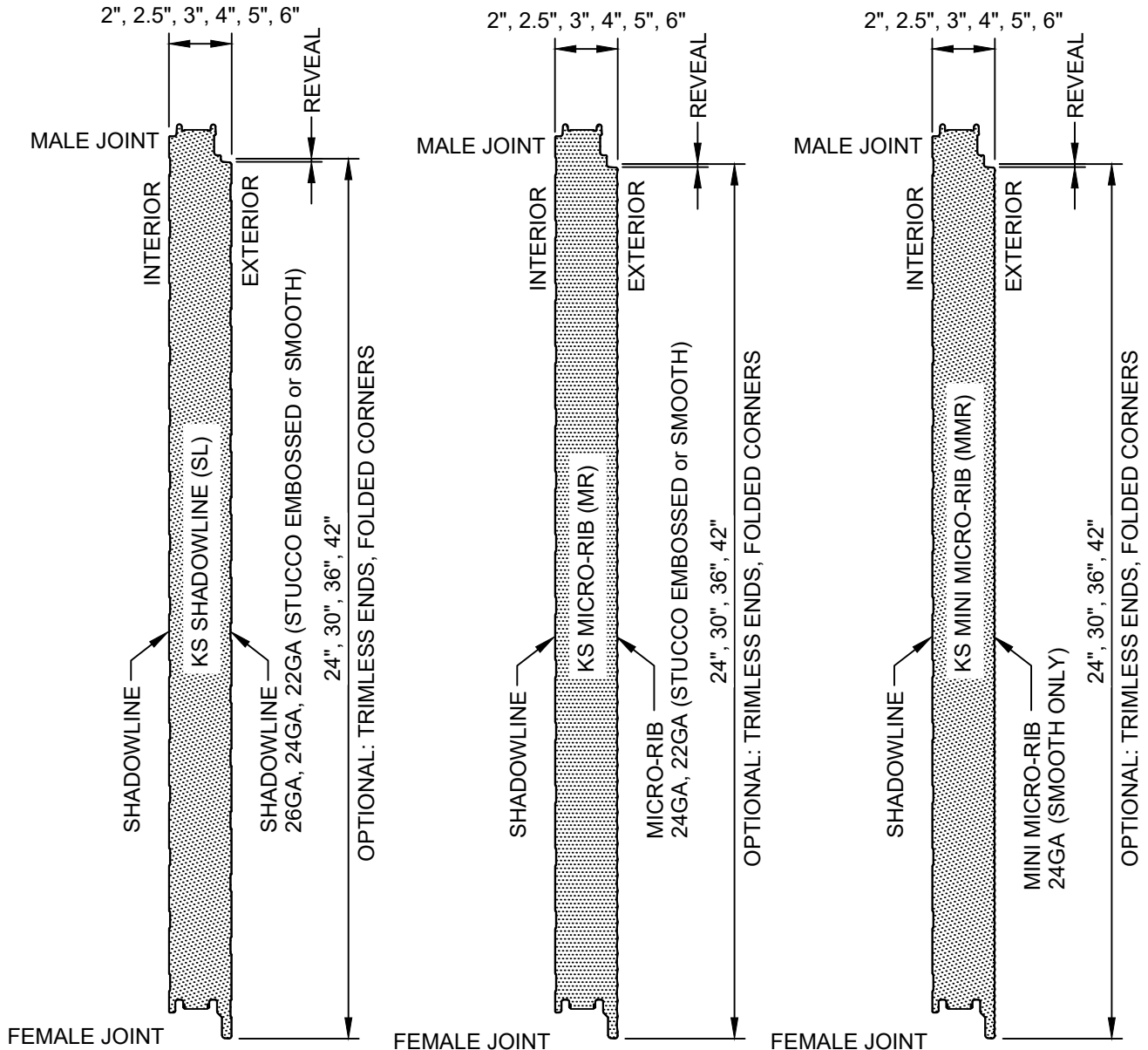
MODULE WIDTH:  
24", 30", 36", 42"

EMBOSSING:  
EXTERIOR: REFER TO PROFILE  
INTERIOR: STUCCO / SMOOTH  
LENGTHS:  
MINIMUM: 8'-0"  
MAXIMUM: 53'-0"

STEEL GAUGES:  
EXTERIOR: REFER TO PROFILE  
INTERIOR: 26, 24, 22

PANEL ORIENTATION:  
VERTICAL or HORIZONTAL

REVEAL OPTIONS:  
 $\frac{1}{8}$ " or  $\frac{3}{8}$ "



REVISION	
REVISION #	DATE
0	01/01/21

PANEL PROFILES -  
HORIZONTAL

DETAIL #: CI-PP-01-KSH

RELEASE: 2021

  
**Kingspan.**  
www.kingspanpanels.us  
www.kingspanpanels.ca

# KS SERIES - HORIZONTAL INSTALLATION

CORE DEPTHS:  
2", 2.5", 3", 4", 5", 6"

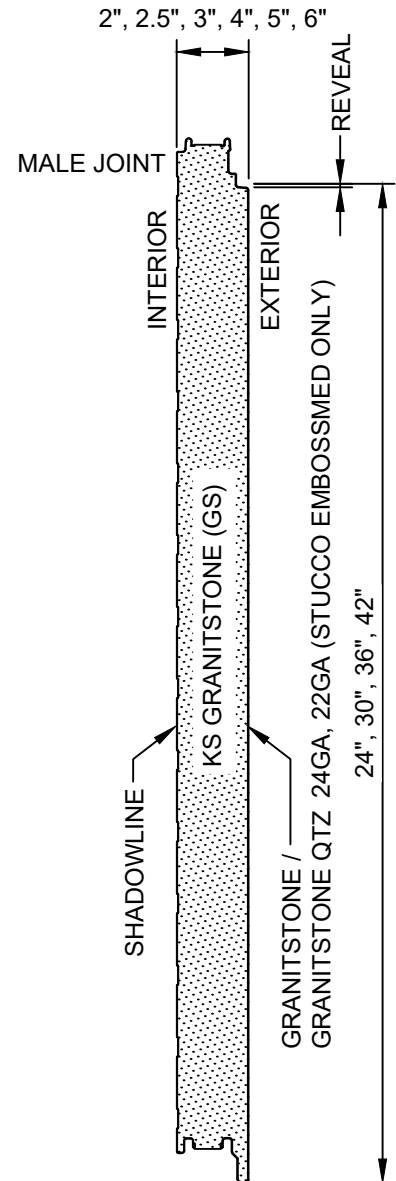
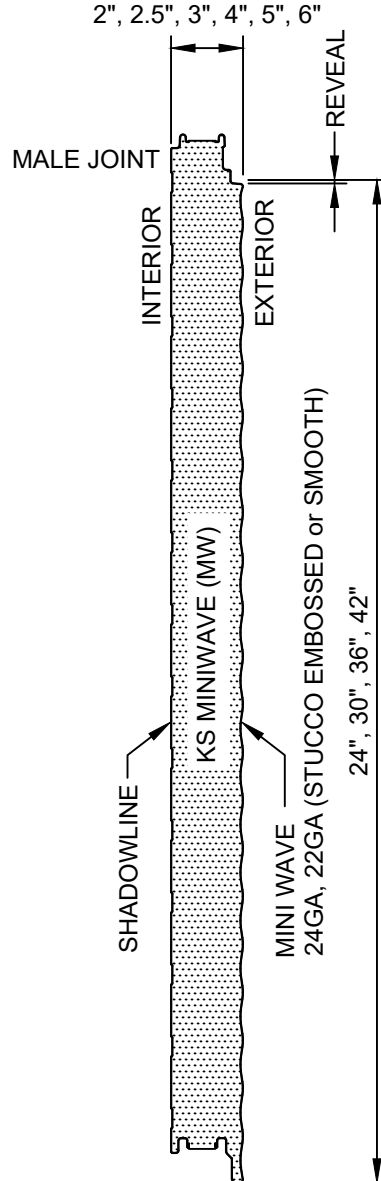
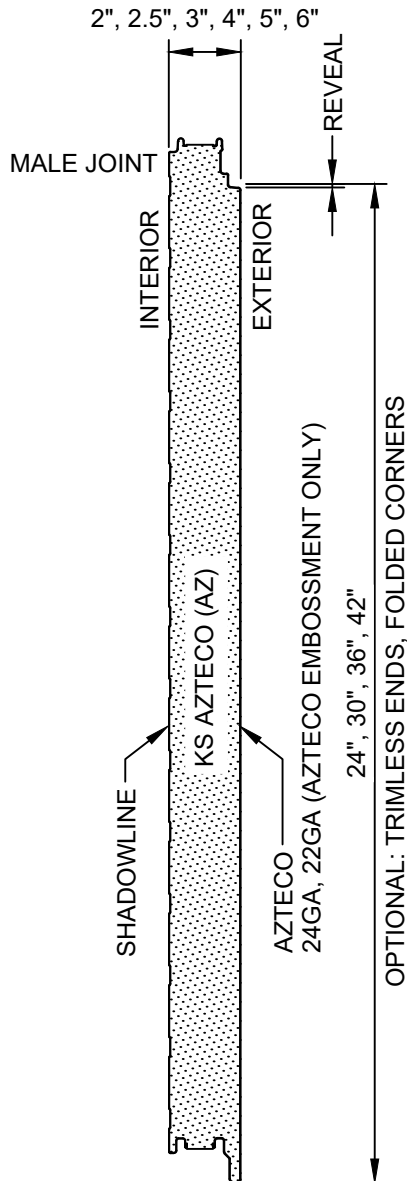
MODULE WIDTH:  
24", 30", 36", 42"

EMBOSSING:  
EXTERIOR: REFER TO PROFILE  
INTERIOR: STUCCO / SMOOTH  
LENGTHS:  
MINIMUM: 8'-0"  
MAXIMUM: 53'-0"

STEEL GAUGES:  
EXTERIOR: REFER TO PROFILE  
INTERIOR: 26, 24, 22

PANEL ORIENTATION:  
VERTICAL or HORIZONTAL

REVEAL OPTIONS:  
 $\frac{1}{8}$ " or  $\frac{3}{8}$ "



REVISION	
REVISION #	DATE
0	01/01/21

PANEL PROFILES -  
HORIZONTAL

DETAIL #: CI-PP-02-KSH

RELEASE: 2021

  
**Kingspan.**  
www.kingspanpanels.us  
www.kingspanpanels.ca

# KS SERIES - HORIZONTAL INSTALLATION

CORE DEPTHS:  
2", 2.5", 3", 4", 5", 6"

MODULE WIDTH:  
24", 30", 36", 42"

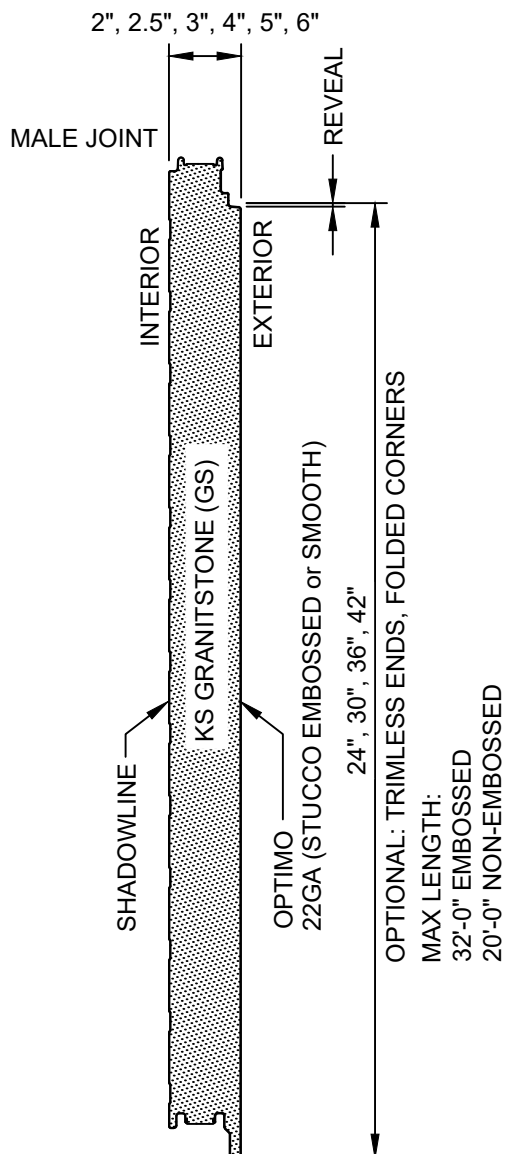
EMBOSSING:  
EXTERIOR: REFER TO PROFILE  
INTERIOR: STUCCO / SMOOTH

STEEL GAUGES:  
EXTERIOR: REFER TO PROFILE  
INTERIOR: 26, 24, 22

PANEL ORIENTATION:  
VERTICAL or HORIZONTAL

LENGTHS:  
MINIMUM: 8'-0"  
MAXIMUM: 32'-0" EMBOSSED  
MAXIMUM: 20'-0" NON-EMBOSSED

REVEAL OPTIONS:  
 $\frac{1}{8}$ " or  $\frac{3}{8}$ "



REVISION	
REVISION #	DATE
0	01/01/21

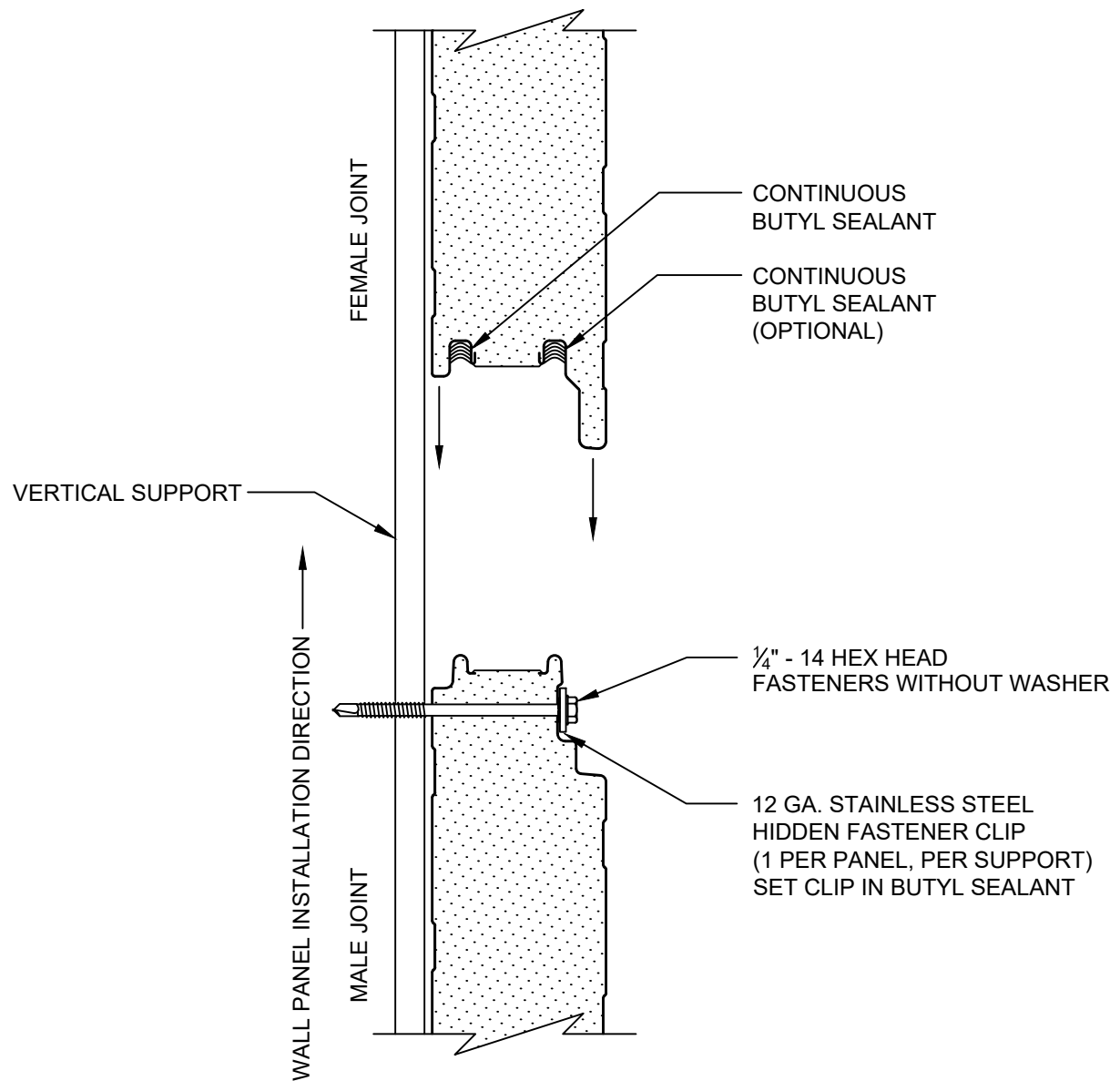
PANEL PROFILES -  
HORIZONTAL

DETAIL #: CI-PP-03-KSH

RELEASE: 2021

  
**Kingspan.**  
www.kingspanpanels.us  
www.kingspanpanels.ca

# KS SERIES - HORIZONTAL INSTALLATION



REVISION	
REVISION #	DATE
0	01/01/21

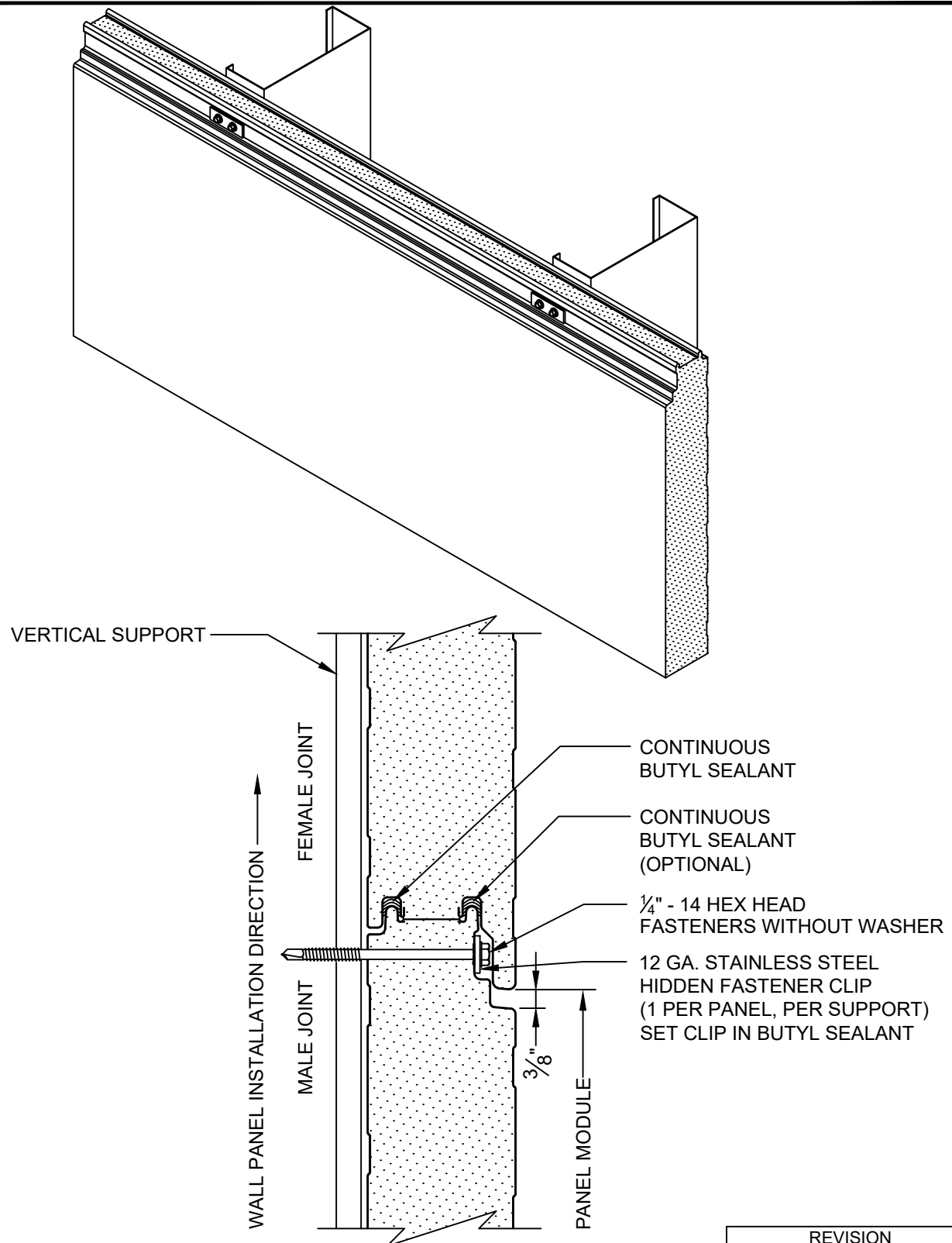
PANEL JOINT-  
EXPANDED

DETAIL #: CI-PJ-01-KSH

RELEASE: 2021

  
**Kingspan.**  
[www.kingspanpanels.us](http://www.kingspanpanels.us)  
[www.kingspanpanels.ca](http://www.kingspanpanels.ca)

# KS SERIES - HORIZONTAL INSTALLATION



REVISION	
REVISION #	DATE
0	01/01/21

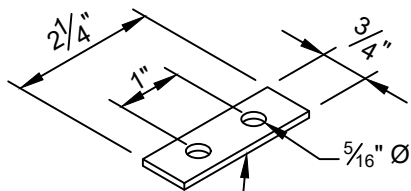
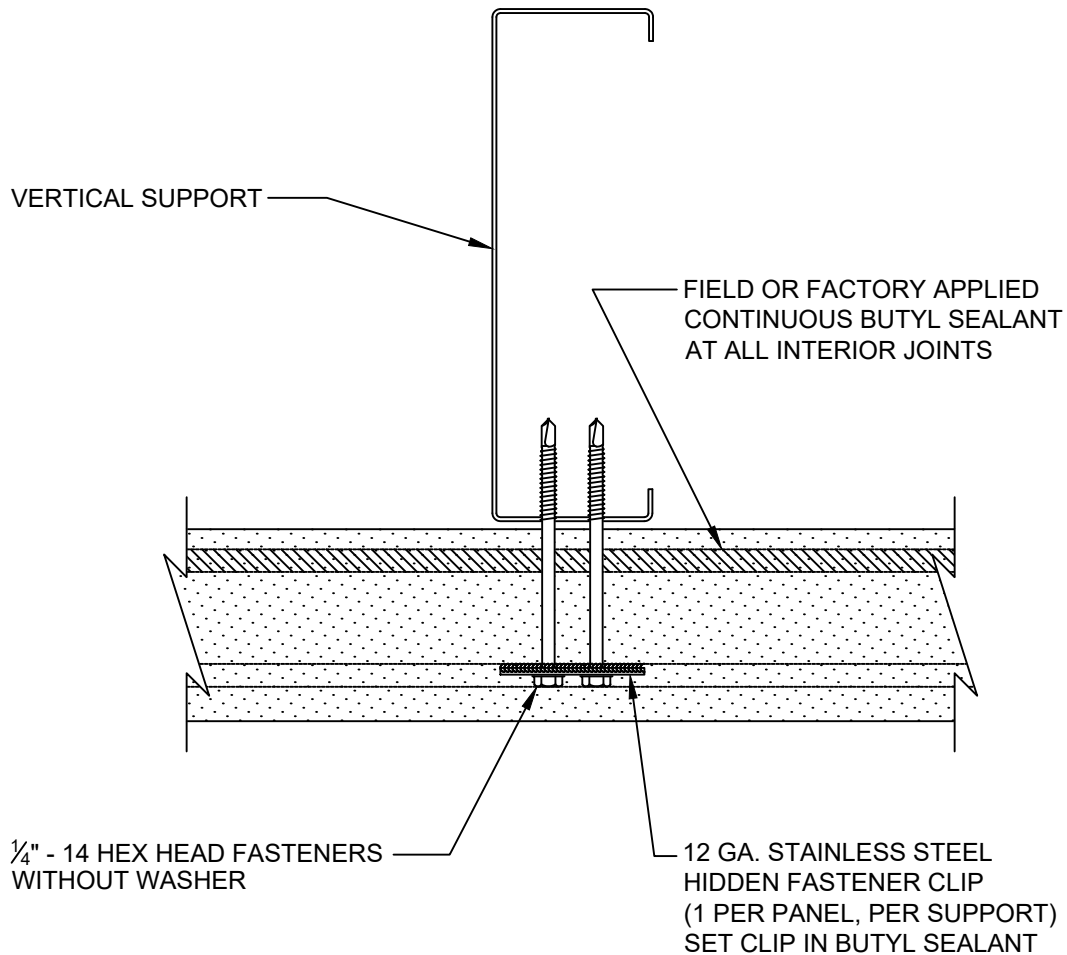
PANEL JOINT-  
ENGAGED

DETAIL #: CI-PJ-02-KSH

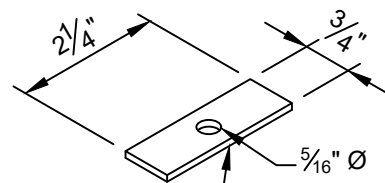
RELEASE: 2021

  
**Kingspan.**  
[www.kingspanpanels.us](http://www.kingspanpanels.us)  
[www.kingspanpanels.ca](http://www.kingspanpanels.ca)

# KS SERIES - HORIZONTAL INSTALLATION



STANDARD:  
12 GA. STAINLESS STEEL  
TWO-HOLE HIDDEN FASTENER CLIP



OPTIONAL:  
12 GA. STAINLESS STEEL  
ONE-HOLE HIDDEN FASTENER CLIP

NOTE:  
CONTACT KINGSPAN TECHNICAL SERVICES  
FOR SPECIFIC PROJECT RECOMMENDATIONS

REVISION	
REVISION #	DATE
0	01/01/21

PANEL JOINT-  
INTERMEDIATE  
FASTENING

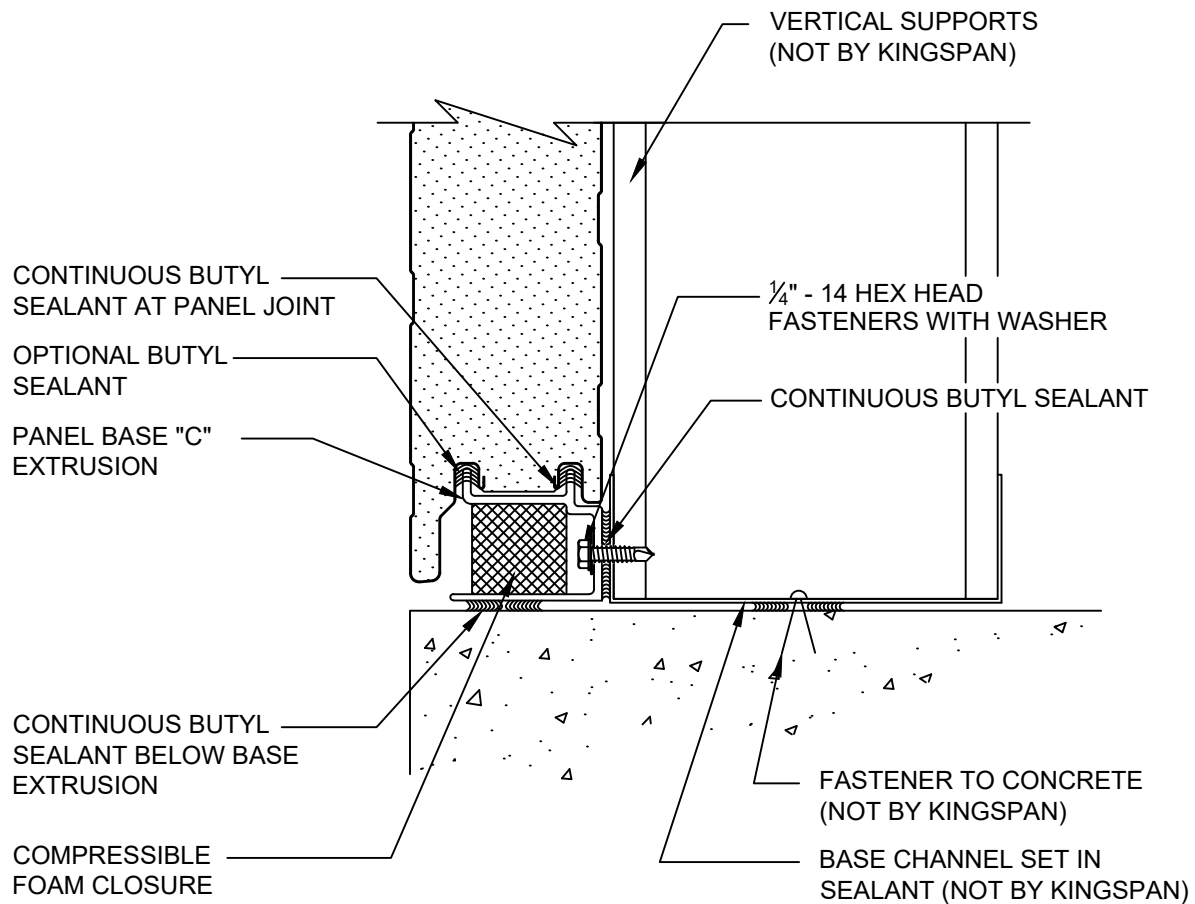
DETAIL #: CI-PJ-03-KSH

RELEASE: 2021

  
**Kingspan.**  
www.kingspanpanels.us  
www.kingspanpanels.ca



# KS SERIES - HORIZONTAL INSTALLATION



FLASHING MUST BE USED AT VERTICAL JOINT / REVEAL. REFER TO DETAIL  
CI-VJ-07 - CI-VJ-10 VERTICAL JOINT INSTALLATION SEQUENCE

REVISION	
REVISION #	DATE
0	01/01/21

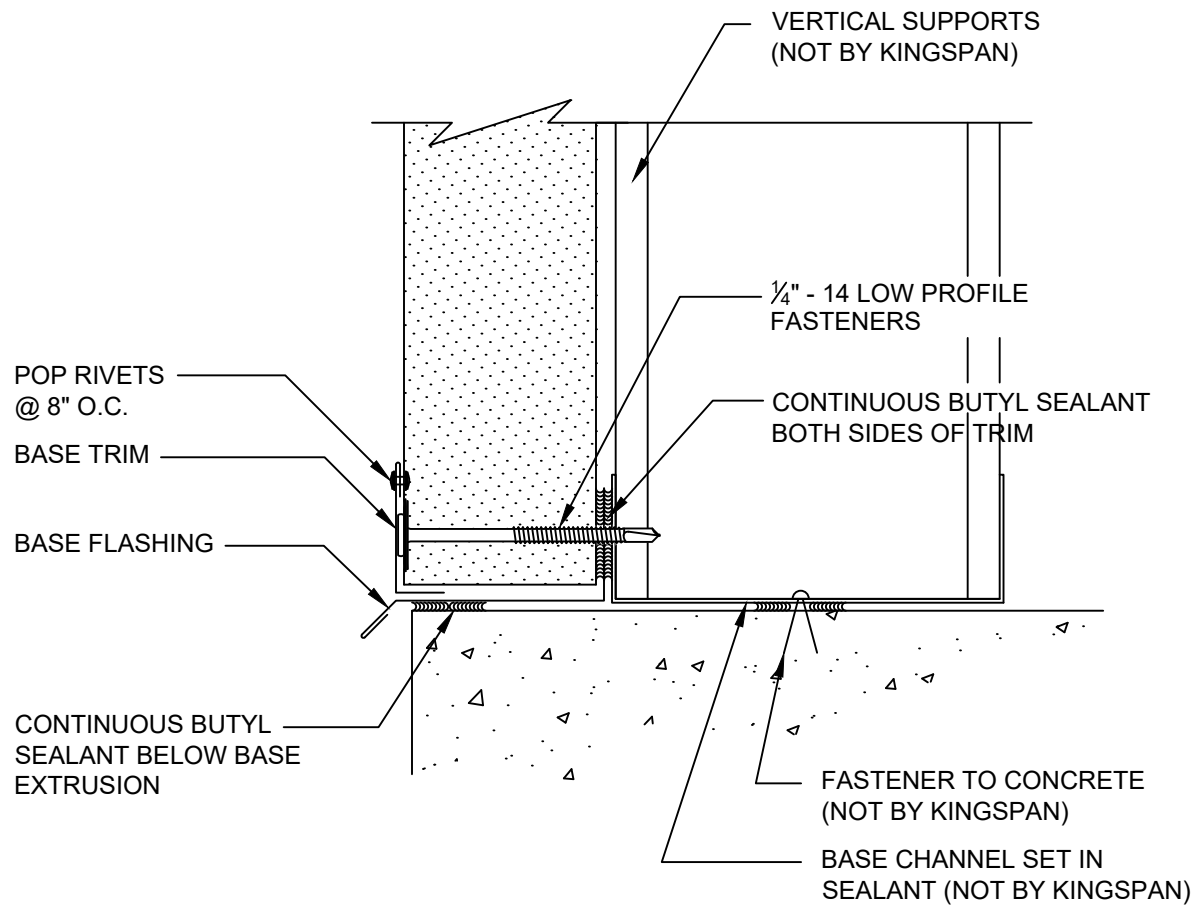
**BASE DETAIL- FLUSH  
WITH BASE EXTRUSION**

DETAIL #: CI-BS-01-KSH

RELEASE: 2021

  
**Kingspan.**  
[www.kingspanpanels.us](http://www.kingspanpanels.us)  
[www.kingspanpanels.ca](http://www.kingspanpanels.ca)

# KS SERIES - HORIZONTAL INSTALLATION



REVISION	
REVISION #	DATE
0	01/01/21

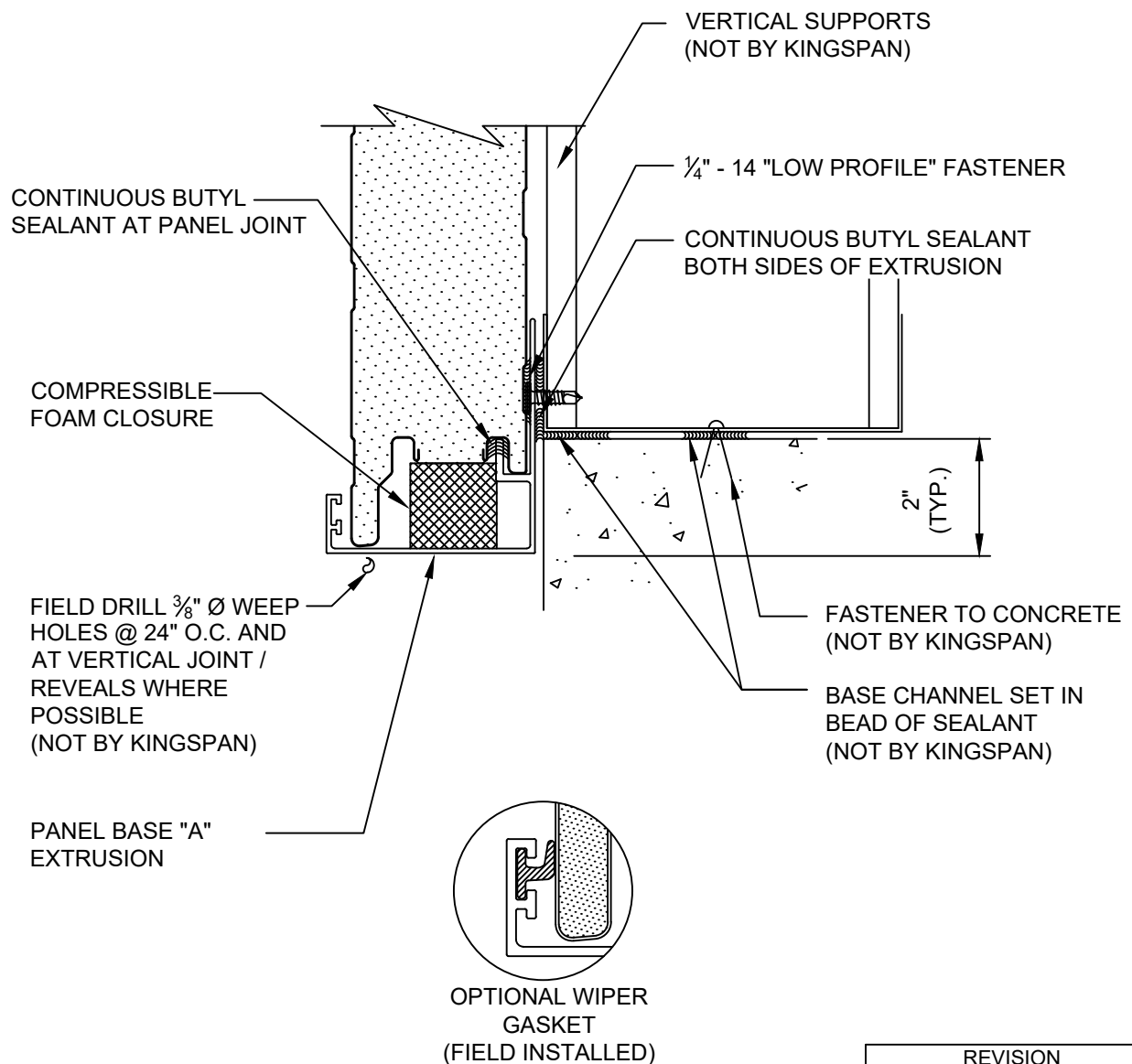
BASE DETAIL- FLUSH  
CUT BASE WITH TRIM

DETAIL #: CI-BS-02-KSH

RELEASE: 2021

  
**Kingspan.**  
[www.kingspanpanels.us](http://www.kingspanpanels.us)  
[www.kingspanpanels.ca](http://www.kingspanpanels.ca)

# KS SERIES - HORIZONTAL INSTALLATION



REVISION	
REVISION #	DATE
5	01/04/22

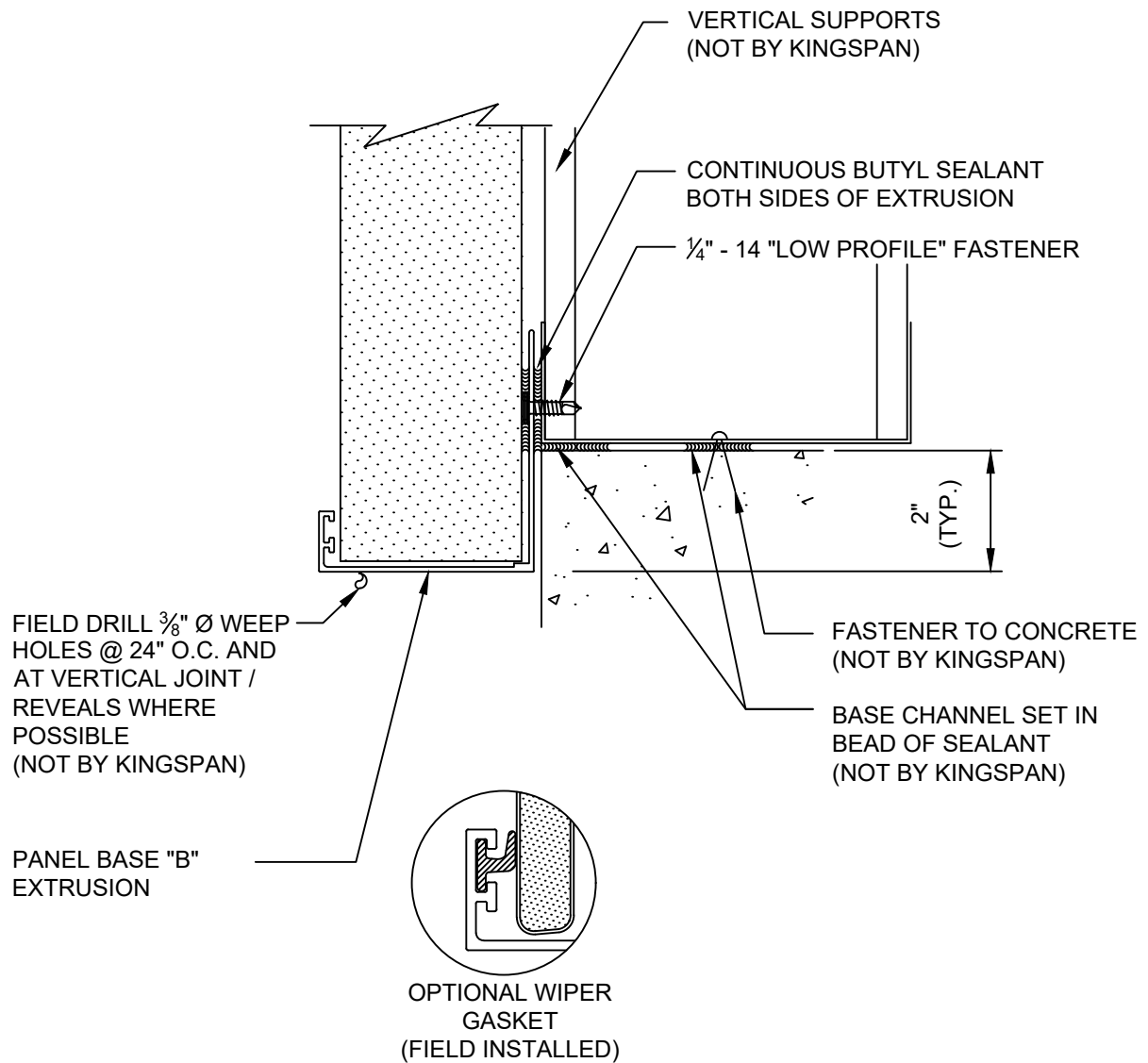
"J" BASE DETAIL -  
OVERHANG W/  
EXTRUSION AT JOINT

DETAIL #: CI-BS-03-KSH

RELEASE: 2021

**Kingspan.**  
www.kingspanpanels.us  
www.kingspanpanels.ca

# KS SERIES - HORIZONTAL INSTALLATION



REVISION	
REVISION #	DATE
0	01/01/21

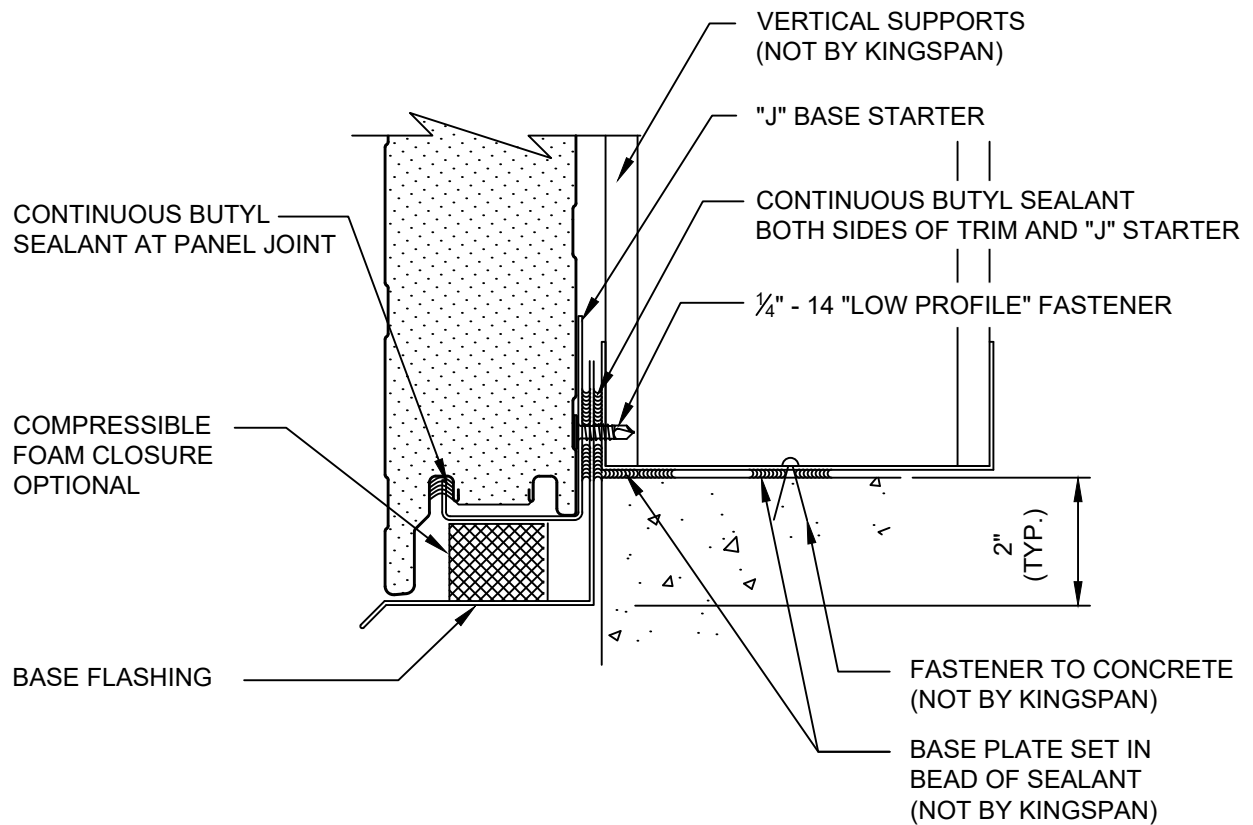
"J" BASE DETAIL -  
OVERHANG W/  
EXTRUSION CUT END

DETAIL #: CI-BS-04-KSH

RELEASE: 2021

**Kingspan.**  
www.kingspanpanels.us  
www.kingspanpanels.ca

# KS SERIES - HORIZONTAL INSTALLATION



REVISION	
REVISION #	DATE
5	01/04/22

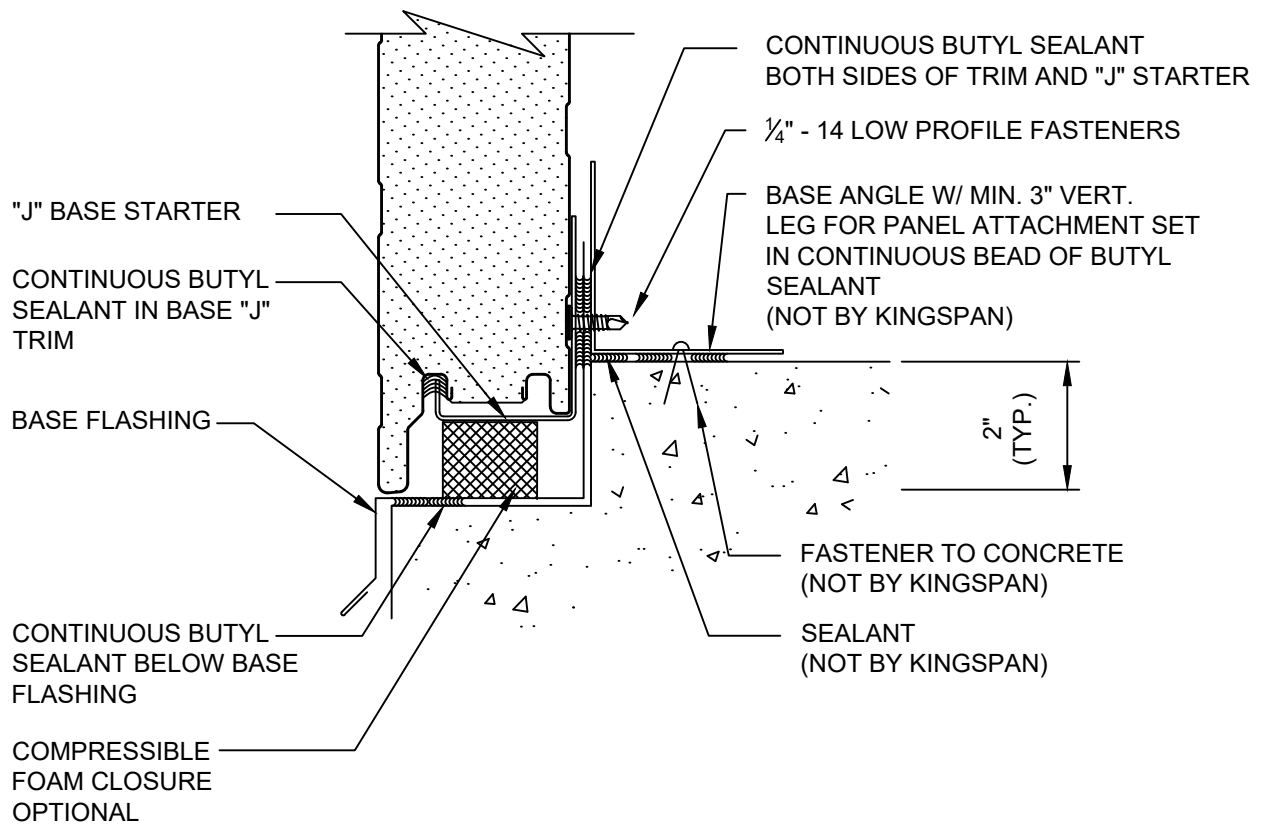
"J" BASE DETAIL -  
OVERHANG W/ TRIM

DETAIL #: CI-BS-05-KSH

RELEASE: 2021

  
**Kingspan.**  
www.kingspanpanels.us  
www.kingspanpanels.ca

# KS SERIES - HORIZONTAL INSTALLATION



REVISION	
REVISION #	DATE
5	01/04/22

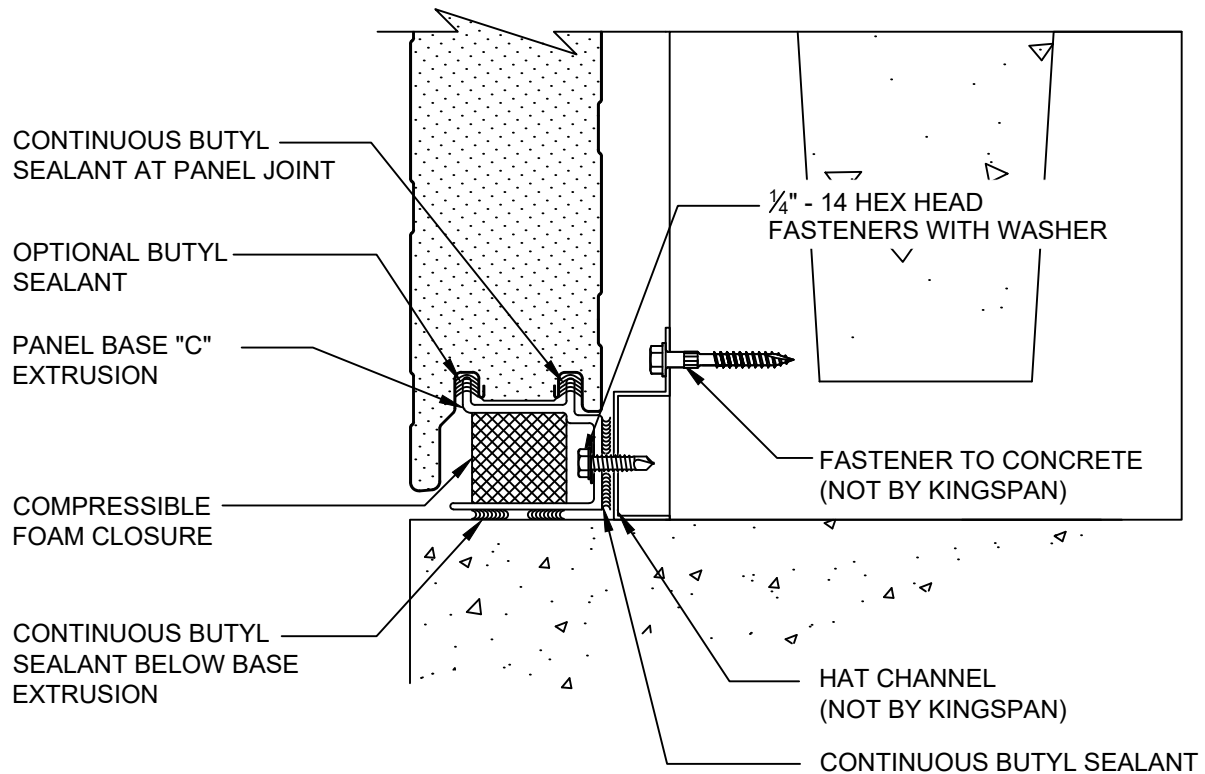
"J" BASE DETAIL -  
STEPPED SLAB

DETAIL #: CI-BS-06-KSH

RELEASE: 2021

  
**Kingspan.**  
www.kingspanpanels.us  
www.kingspanpanels.ca

# KS SERIES - HORIZONTAL INSTALLATION



REVISION	
REVISION #	DATE
0	01/01/21

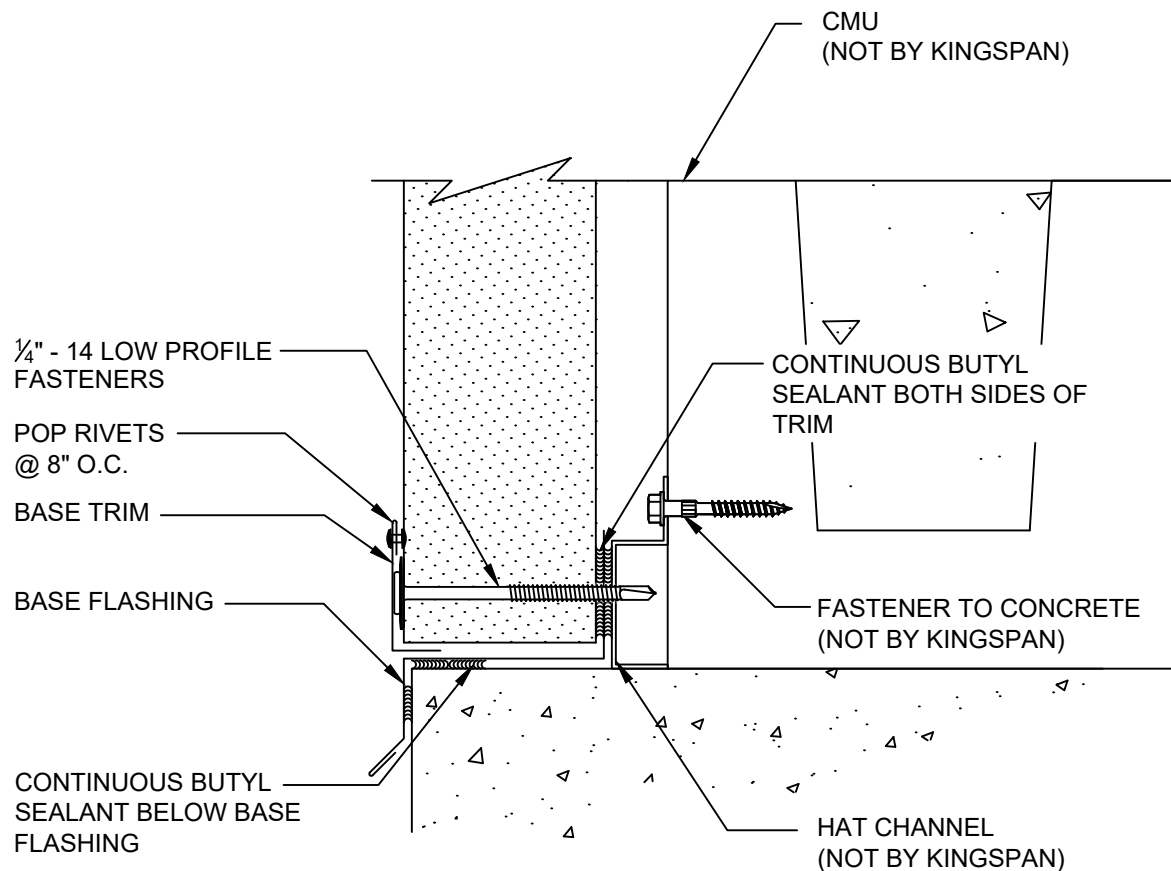
**BASE DETAIL- FLUSH  
WITH BASE EXTRUSION  
- CMU**

DETAIL #: CI-BS-CMU-01-KSH

RELEASE: 2021

  
**Kingspan.**  
[www.kingspanpanels.us](http://www.kingspanpanels.us)  
[www.kingspanpanels.ca](http://www.kingspanpanels.ca)

# KS SERIES - HORIZONTAL INSTALLATION



REVISION	
REVISION #	DATE
0	01/01/21

**BASE DETAIL- FLUSH  
CUT BASE WITH TRIM -  
CMU**

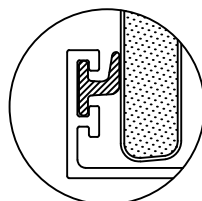
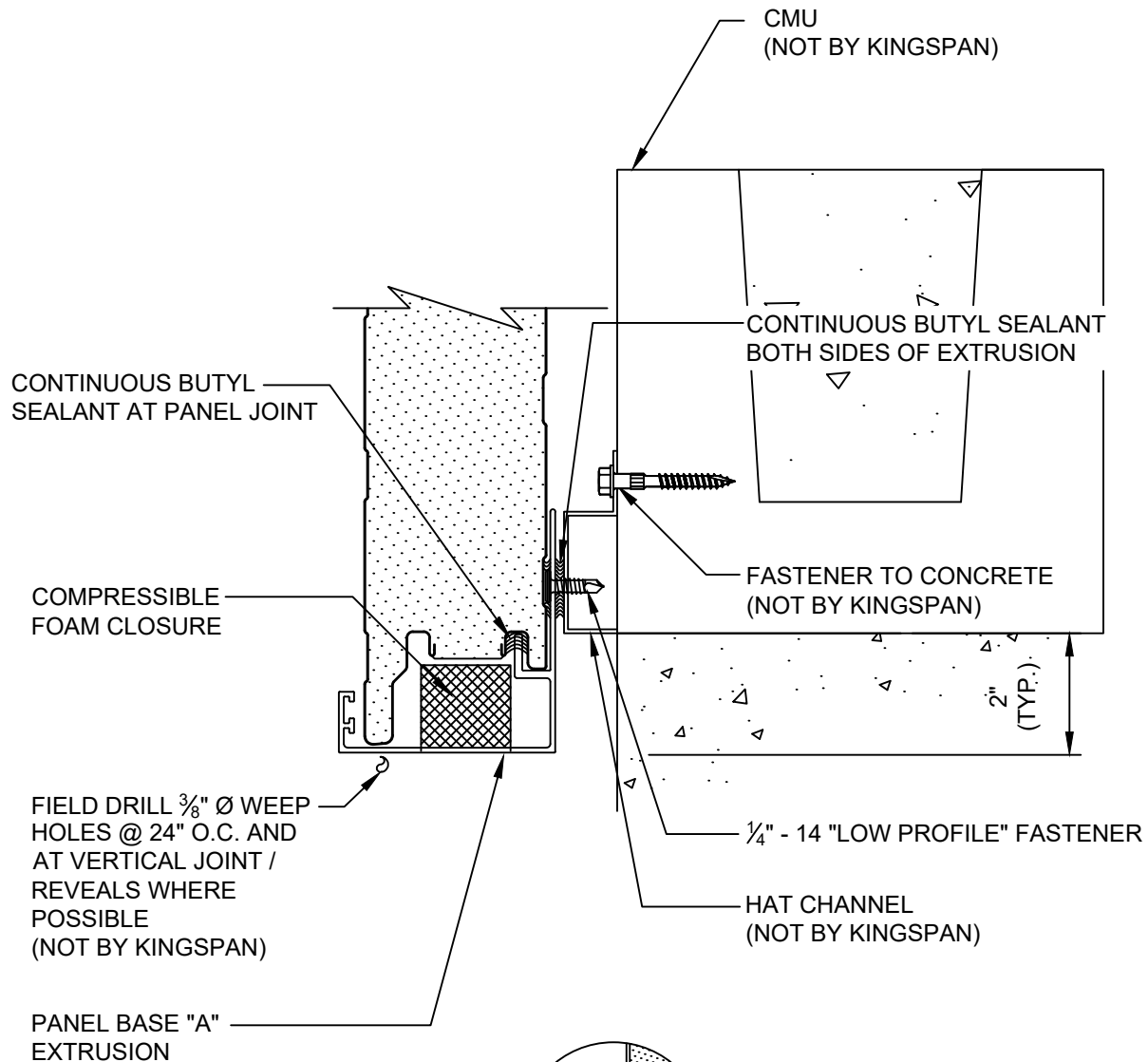
DETAIL #: CI-BS-CMU-02-KSH

RELEASE: 2021

  
**Kingspan.**  
www.kingspanpanels.us  
www.kingspanpanels.ca



# KS SERIES - HORIZONTAL INSTALLATION



OPTIONAL WIPER GASKET  
(FIELD INSTALLED)

REVISION	
REVISION #	DATE
5	01/04/22

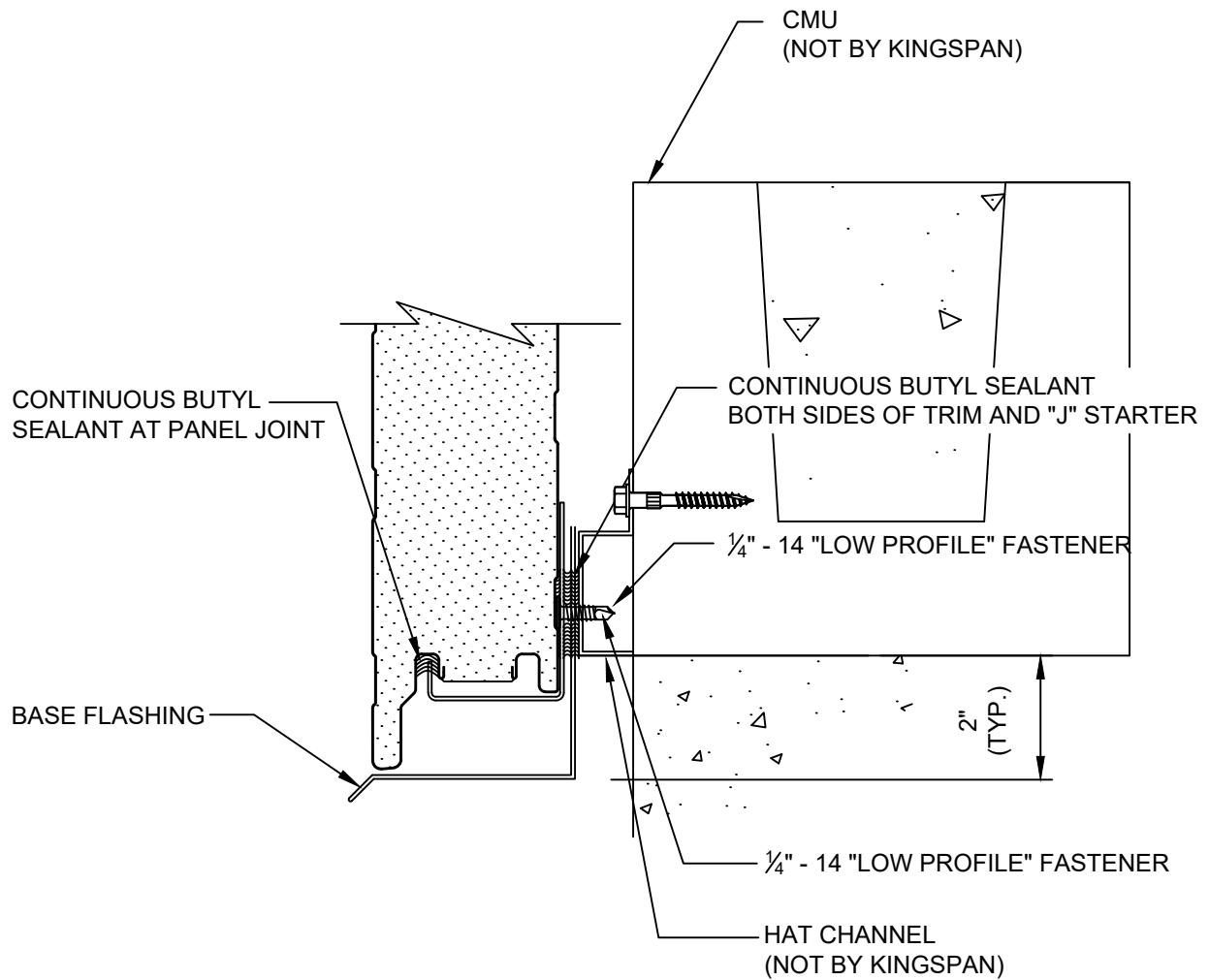
"J" BASE DETAIL -  
OVERHANG W/ EXTRUSION  
- CMU

DETAIL #: CI-BS-CMU-03-KSH

RELEASE: 2021

  
**Kingspan.**  
www.kingspanpanels.us  
www.kingspanpanels.ca

# KS SERIES - HORIZONTAL INSTALLATION



REVISION	
REVISION #	DATE
5	01/04/22

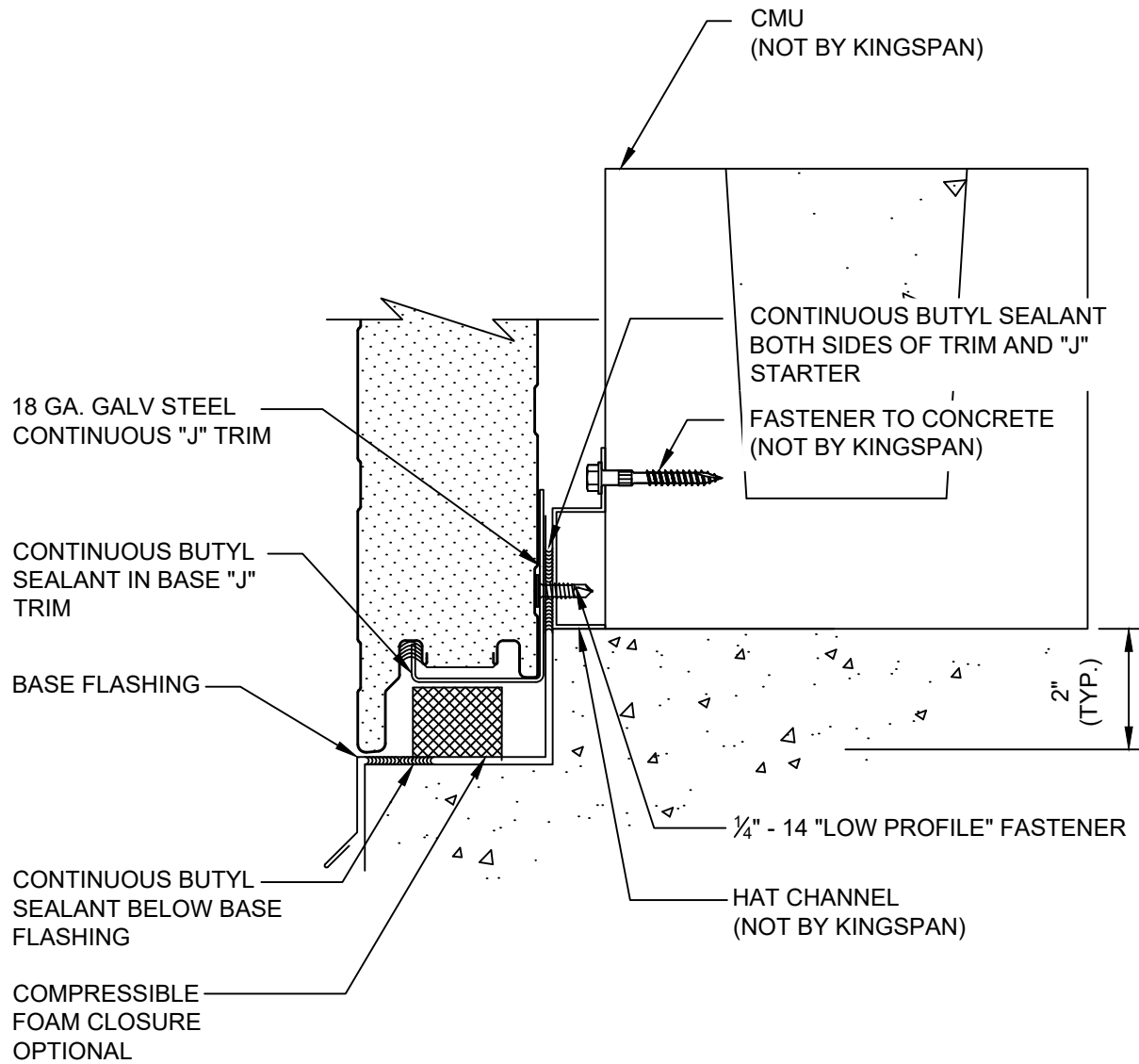
"J" BASE DETAIL -  
OVERHANG W/ TRIM - CMU

DETAIL #: CI-BS-CMU-04-KSH

RELEASE: 2021

  
**Kingspan.**  
www.kingspanpanels.us  
www.kingspanpanels.ca

# KS SERIES - HORIZONTAL INSTALLATION



REVISION	
REVISION #	DATE
5	01/04/22

"J" BASE DETAIL -  
STEPPED SLAB

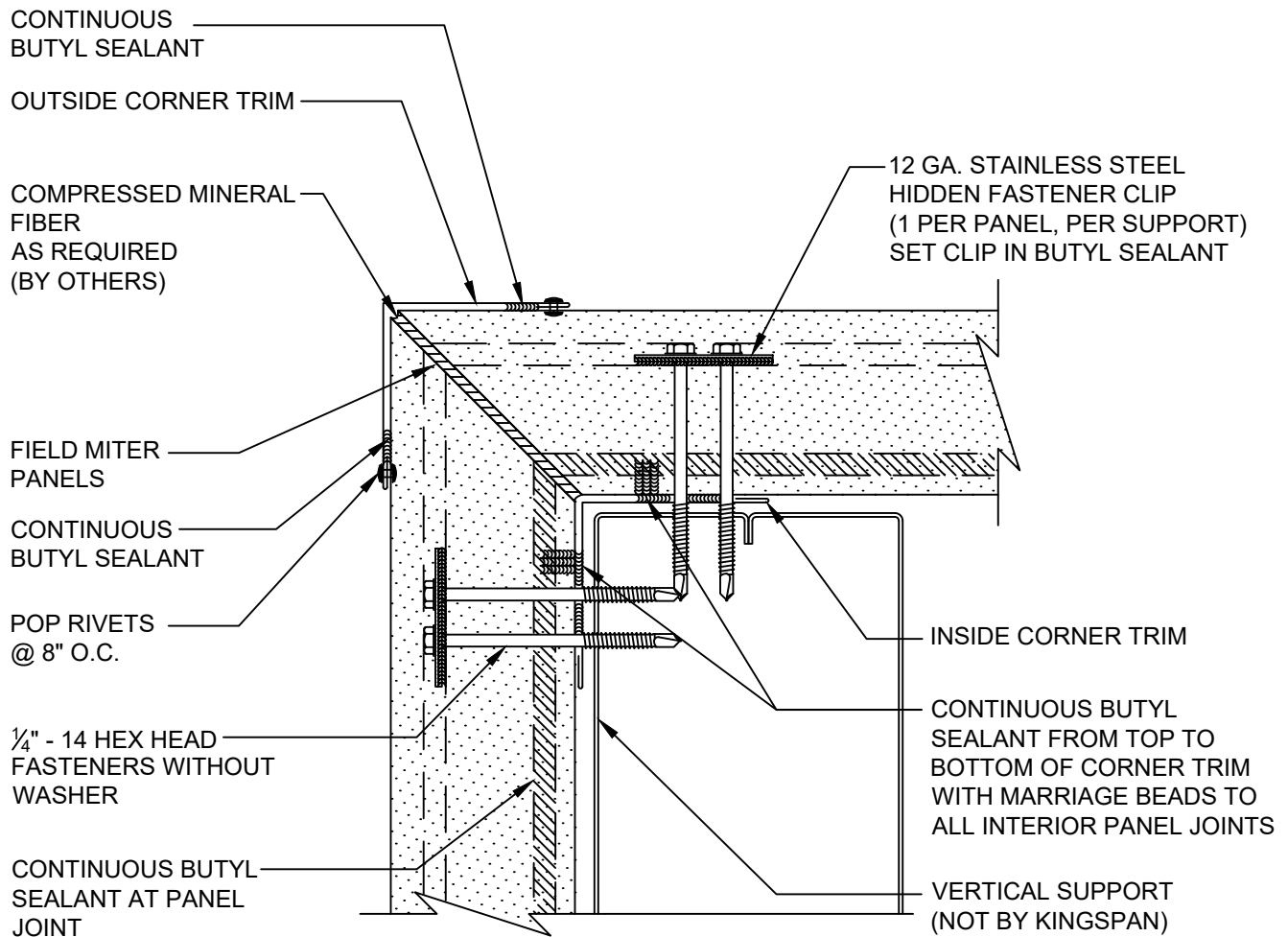
DETAIL #: CI-BS-CMU-05-KSH

RELEASE: 2021

  
**Kingspan.**  
www.kingspanpanels.us  
www.kingspanpanels.ca

# KS SERIES - HORIZONTAL INSTALLATION

NOTE:  
ADDITIONAL LENGTH (MIN. PANEL THICKNESS) ADDED  
TO PANEL LENGTH AT MITERED CORNER CONDITIONS.



REVISION	
REVISION #	DATE
5	01/04/22

OUTSIDE CORNER  
WITH FLAT TRIM

DETAIL #: CI-OC-01-KSH

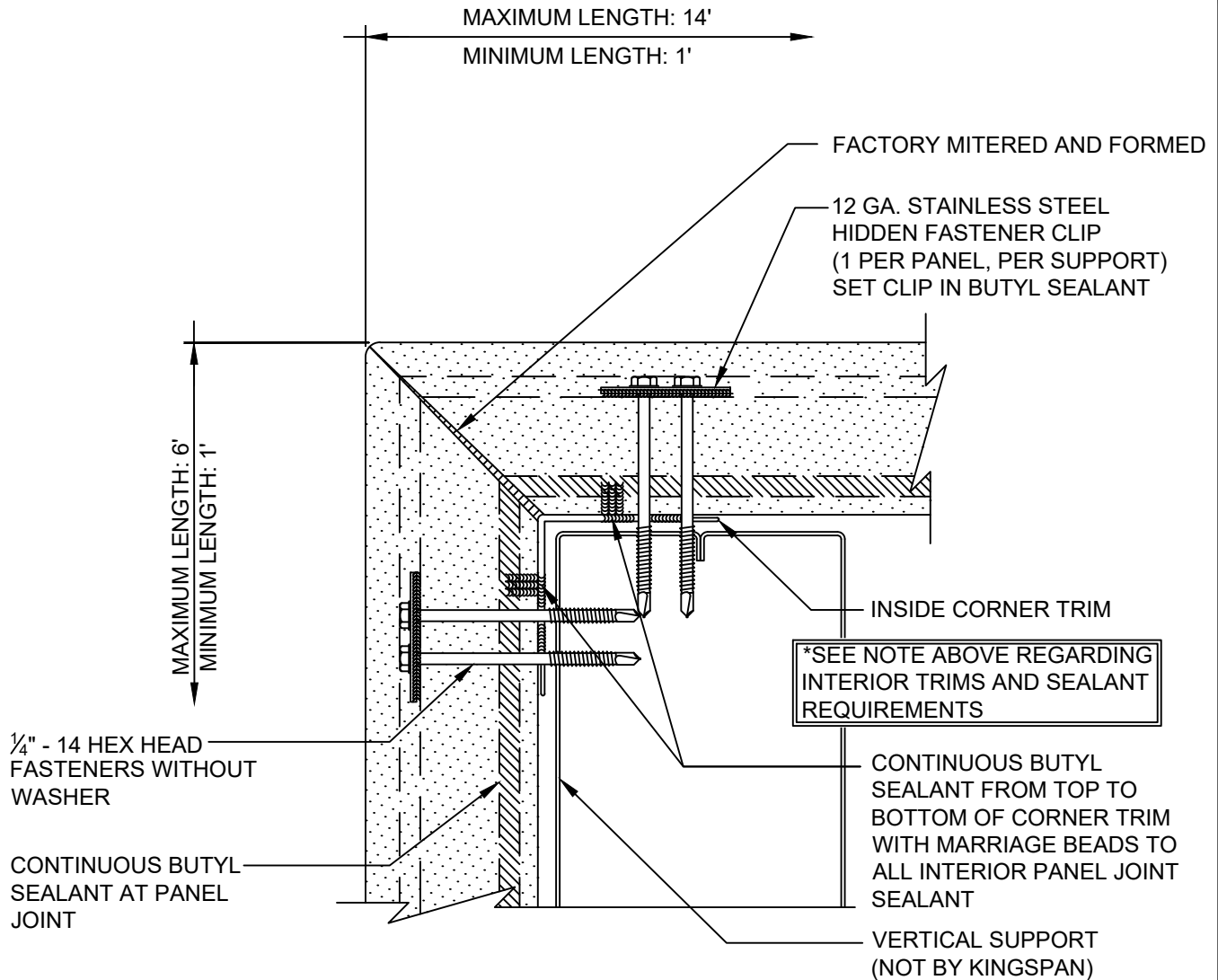
RELEASE: 2021

  
**Kingspan.**  
www.kingspanpanels.us  
www.kingspanpanels.ca

# KS SERIES - HORIZONTAL INSTALLATION

## NOTE:

SHIPPING ANGLES ON FACTORY FOLDED CORNERS CAN BE REMOVED PRIOR TO INSTALLATION. HOWEVER, THIS DOES NOT REPLACE THE REQUIREMENT FOR THE INTERIOR TRIM / MENDING PLATE. ALL SEALANT PLACEMENT SHOULD BE DONE IN SUCH A MANNER THAT THE SHIPPING ANGLE, IF LEFT ON THE PANEL, IS CONTAINED WITHIN THE SEALANT PATH



FACTORY FOLDED CORNERS AVAILABLE WITH GRANITSTONE, MICRO-RIB, MINI MICRO-RIB, AND OPTIMO PANELS. LONGITUDINAL BENDS (ALONG LENGTH OF PANEL) EXCLUDED

REVISION	
REVISION #	DATE
0	01/01/21

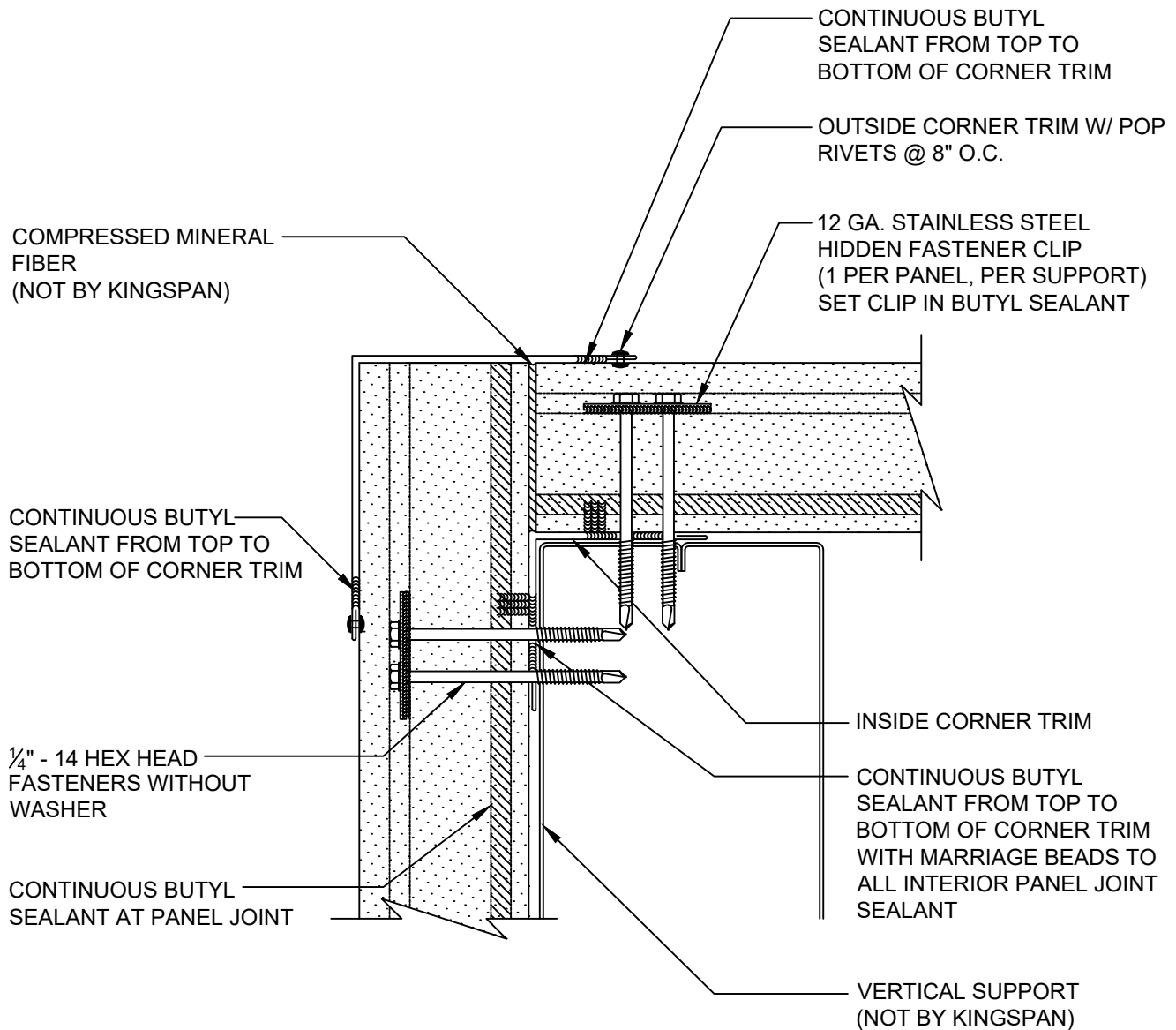
OUTSIDE CORNER  
FACTORY FOLDED

DETAIL #: CI-OC-02-KSH

RELEASE: 2021

  
**Kingspan.**  
www.kingspanpanels.us  
www.kingspanpanels.ca

# KS SERIES - HORIZONTAL INSTALLATION



REVISION	
REVISION #	DATE
1	01/27/21

OUTSIDE CORNER  
STANDARD CUT ENDS

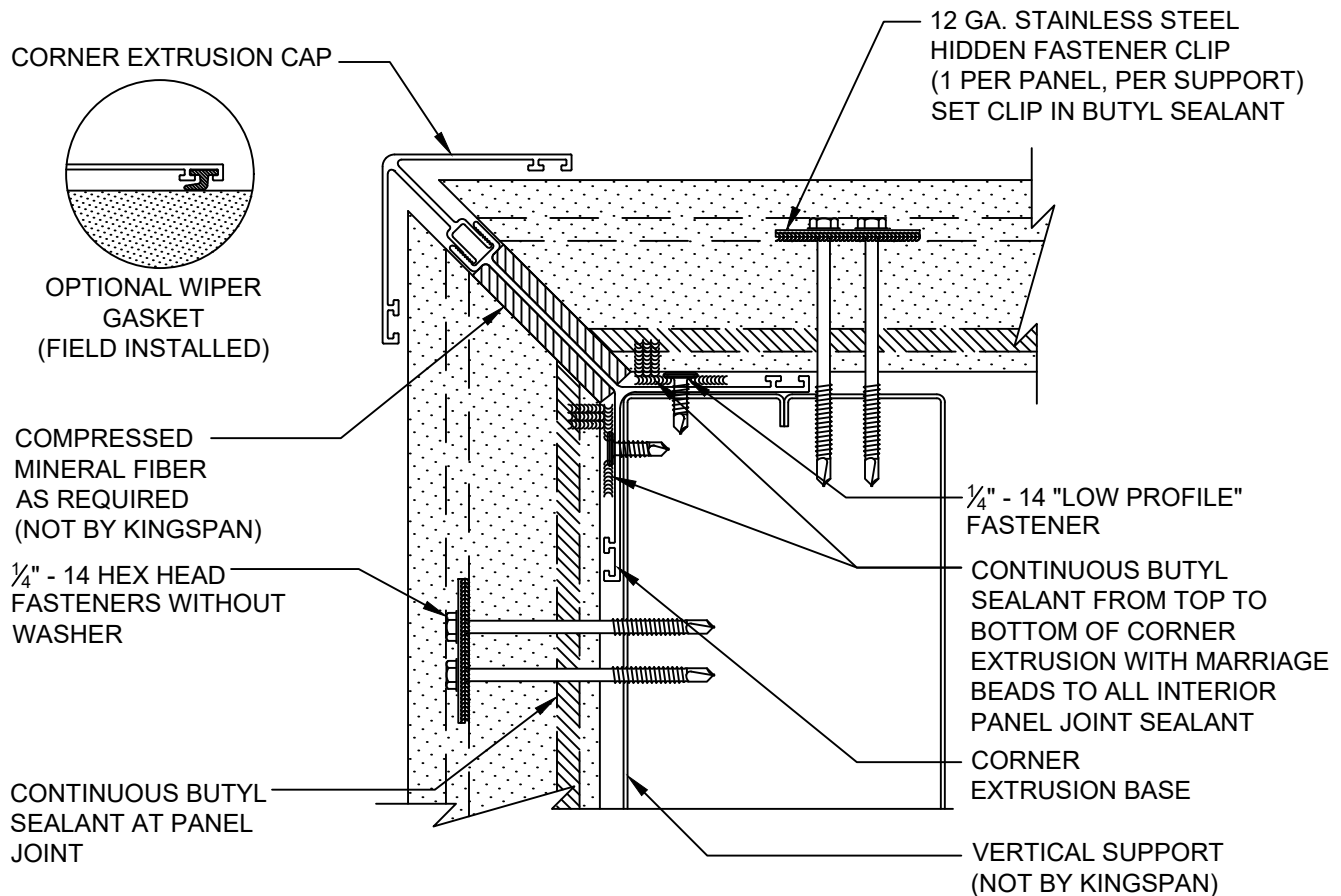
DETAIL #: CI-OC-03-KSH

RELEASE: 2021

  
**Kingspan.**  
www.kingspanpanels.us  
www.kingspanpanels.ca

# KS SERIES - HORIZONTAL INSTALLATION

NOTE:  
ADDITIONAL LENGTH (MIN. PANEL THICKNESS) ADDED  
TO PANEL LENGTH AT MITERED CORNER CONDITIONS.



REVISION	
REVISION #	DATE
5	01/04/22

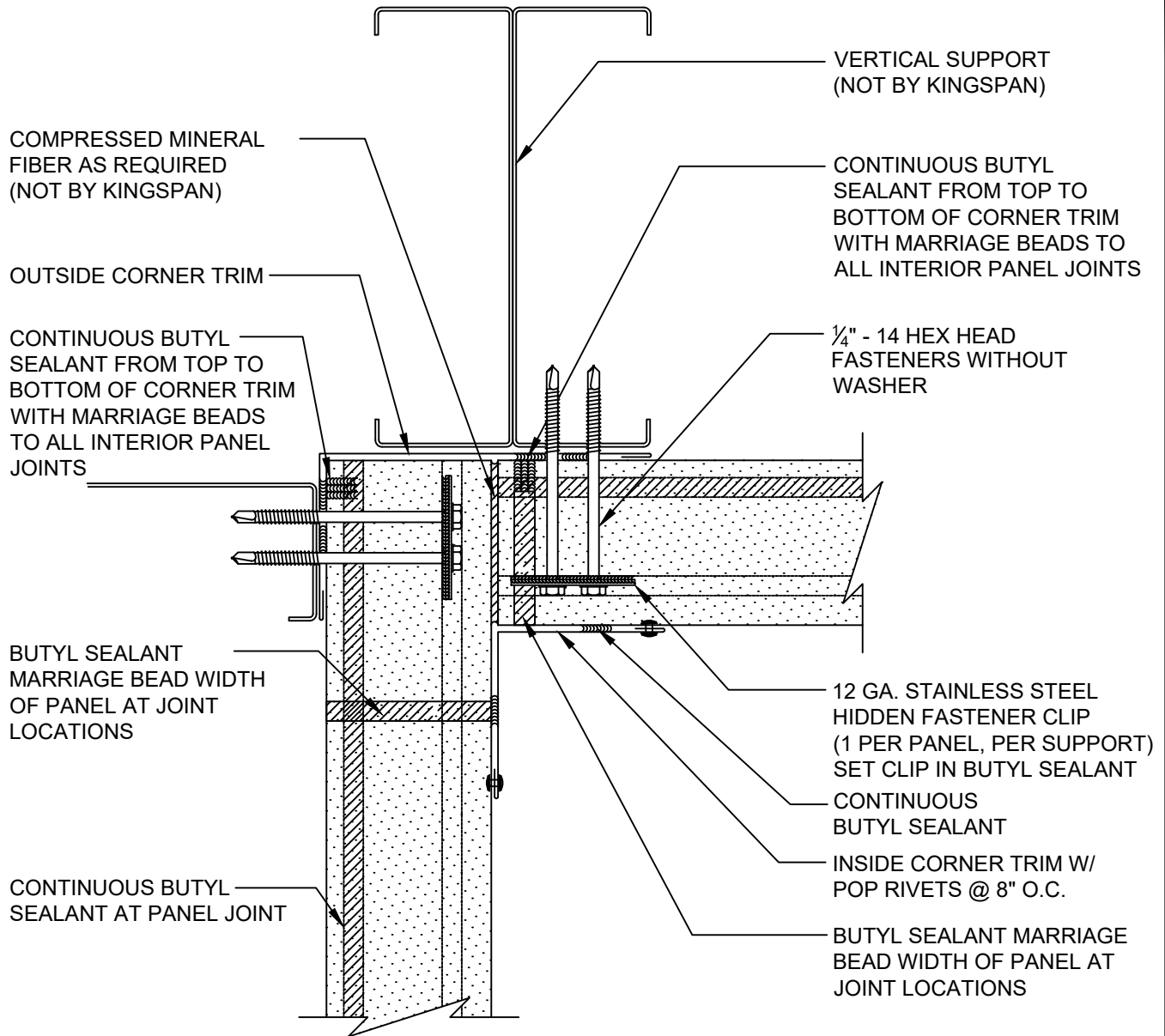
OUTSIDE CORNER  
W/ EXTRUSION

DETAIL #: CI-OC-04-KSH

RELEASE: 2021

  
**Kingspan.**  
[www.kingspanpanels.us](http://www.kingspanpanels.us)  
[www.kingspanpanels.ca](http://www.kingspanpanels.ca)

# KS SERIES - HORIZONTAL INSTALLATION



REVISION	
REVISION #	DATE
1	01/27/21

INSIDE CORNER  
WITH FLAT TRIM

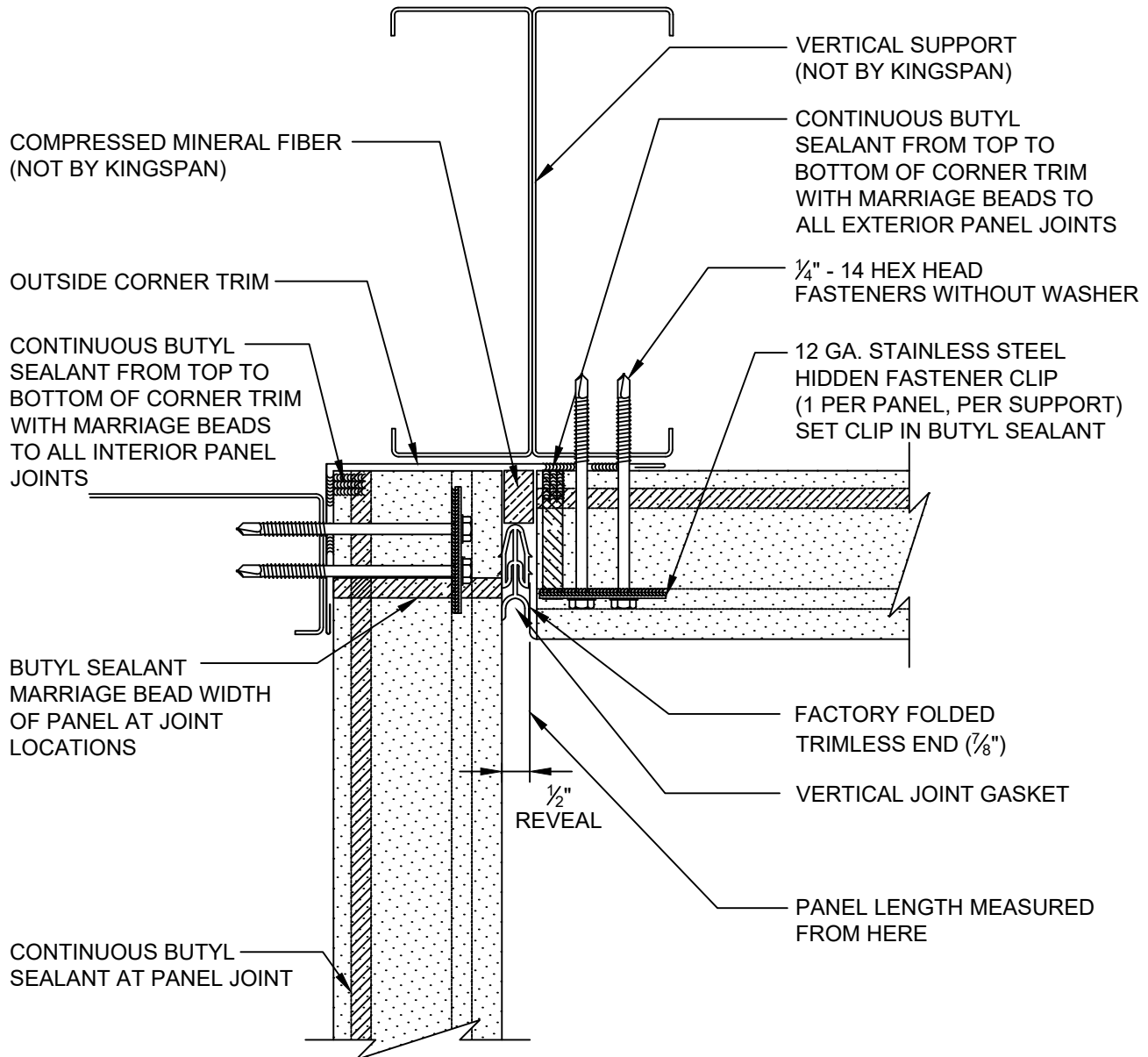
DETAIL #: CI-IC-01-KSH

RELEASE: 2021

  
**Kingspan.**  
[www.kingspanpanels.us](http://www.kingspanpanels.us)  
[www.kingspanpanels.ca](http://www.kingspanpanels.ca)



# KS SERIES - HORIZONTAL INSTALLATION



TRIMLESS ENDS AVAILABLE WITH GRANITSTONE, MICRO-RIB, MINI MICRO-RIB, AND OPTIMO PANELS. MAXIMUM LENGTH OF TRIMLESS END PANELS IS 20'-0"

REVISION	
REVISION #	DATE
1	01/27/21

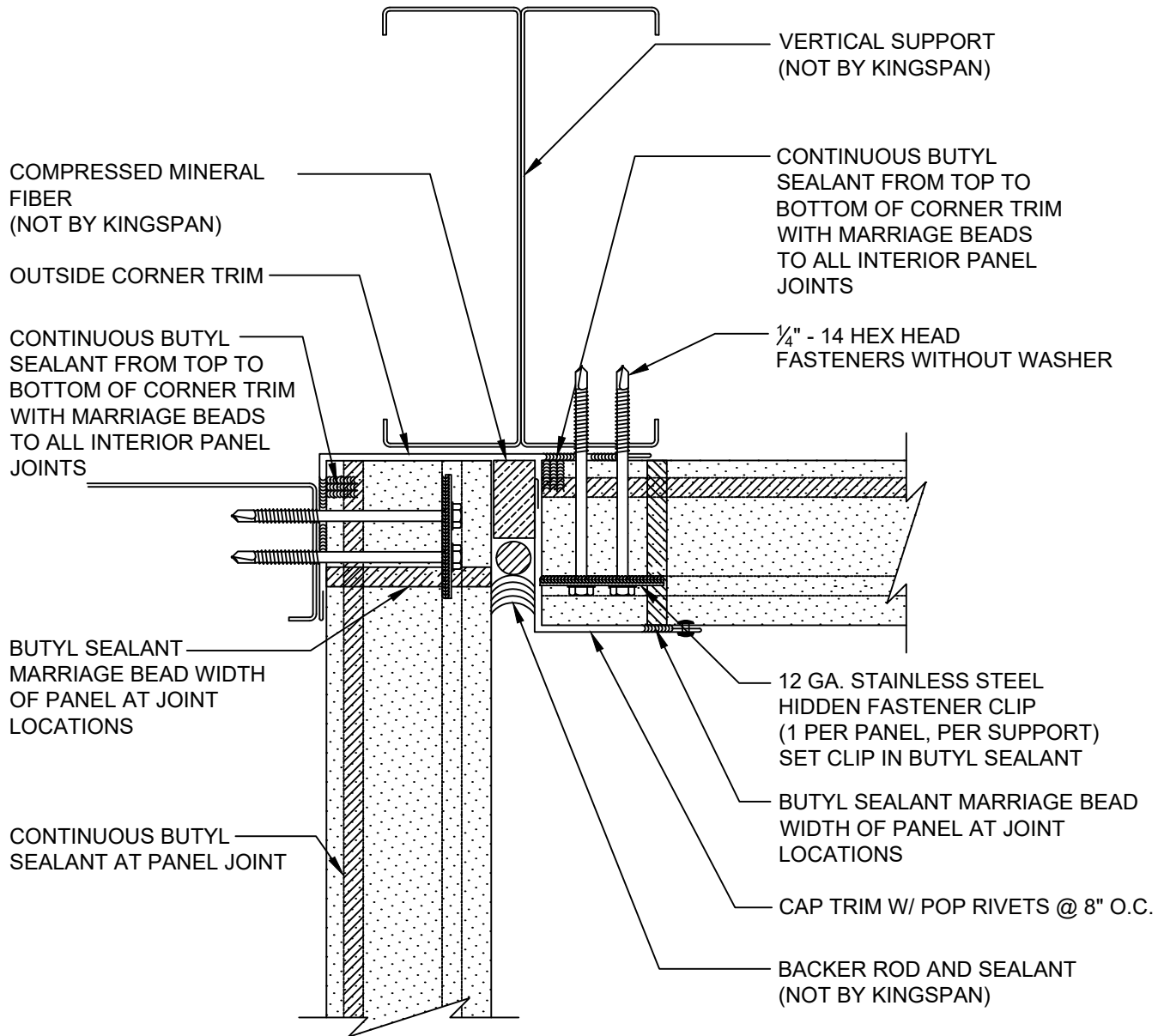
INSIDE CORNER  
WITH GASKET

DETAIL #: CI-IC-02-KSH

RELEASE: 2021

  
**Kingspan.**  
www.kingspanpanels.us  
www.kingspanpanels.ca

# KS SERIES - HORIZONTAL INSTALLATION



REVISION	
REVISION #	DATE
1	01/27/21

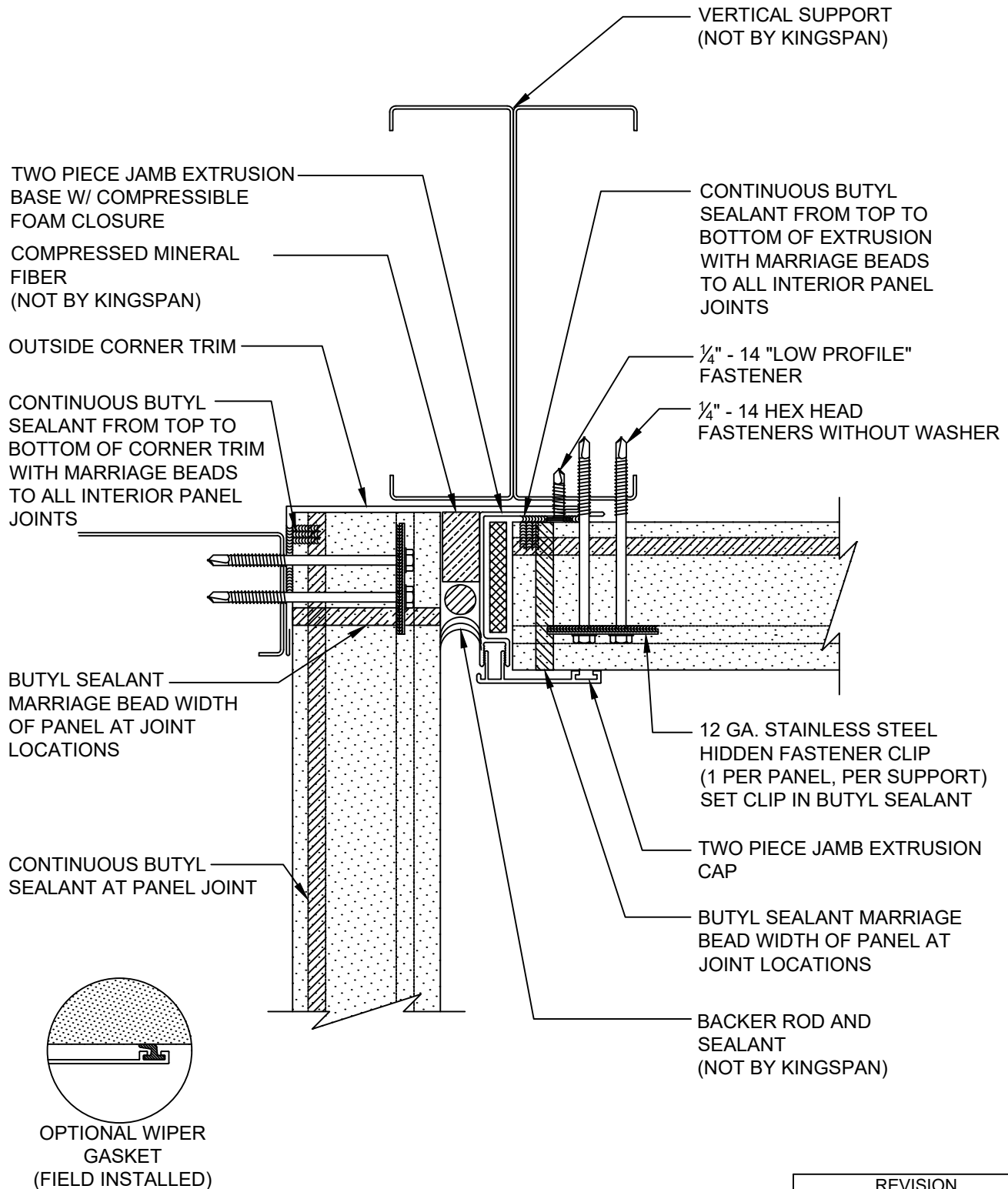
INSIDE CORNER  
WITH TRIM

DETAIL #: CI-IC-03-KSH

RELEASE: 2021

  
**Kingspan.**  
[www.kingspanpanels.us](http://www.kingspanpanels.us)  
[www.kingspanpanels.ca](http://www.kingspanpanels.ca)

# KS SERIES - HORIZONTAL INSTALLATION



REVISION	
REVISION #	DATE
1	01/27/21

INSIDE CORNER  
WITH JAMB EXTRUSION

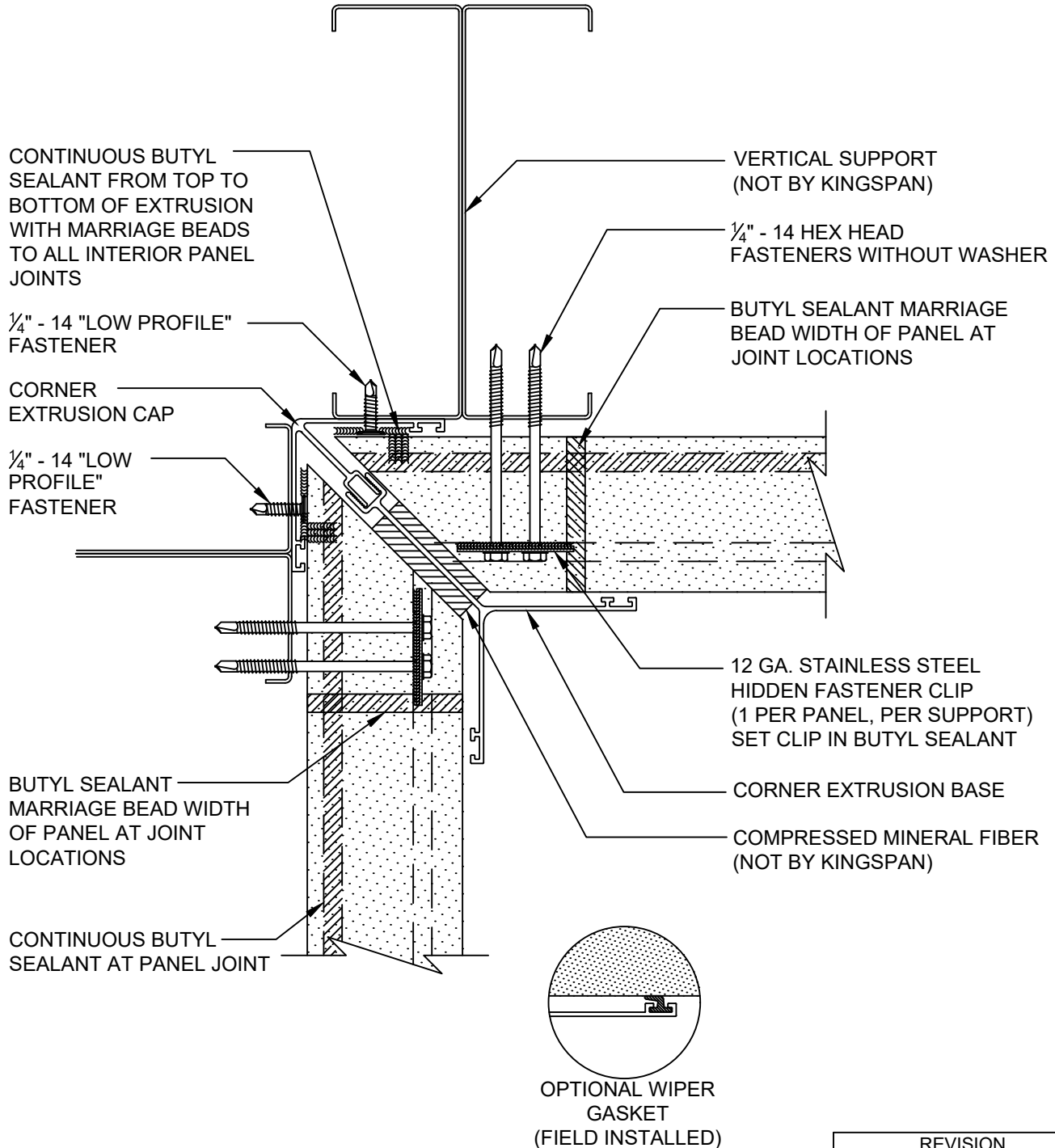
DETAIL #: CI-IC-04-KSH

RELEASE: 2021

  
**Kingspan.**  
[www.kingspanpanels.us](http://www.kingspanpanels.us)  
[www.kingspanpanels.ca](http://www.kingspanpanels.ca)

# KS SERIES - HORIZONTAL INSTALLATION

NOTE:  
ADDITIONAL LENGTH (MIN. PANEL THICKNESS) ADDED  
TO PANEL LENGTH AT MITERED CORNER CONDITIONS.



REVISION	
REVISION #	DATE
5	01/04/22

INSIDE CORNER  
WITH CORNER  
EXTRUSION

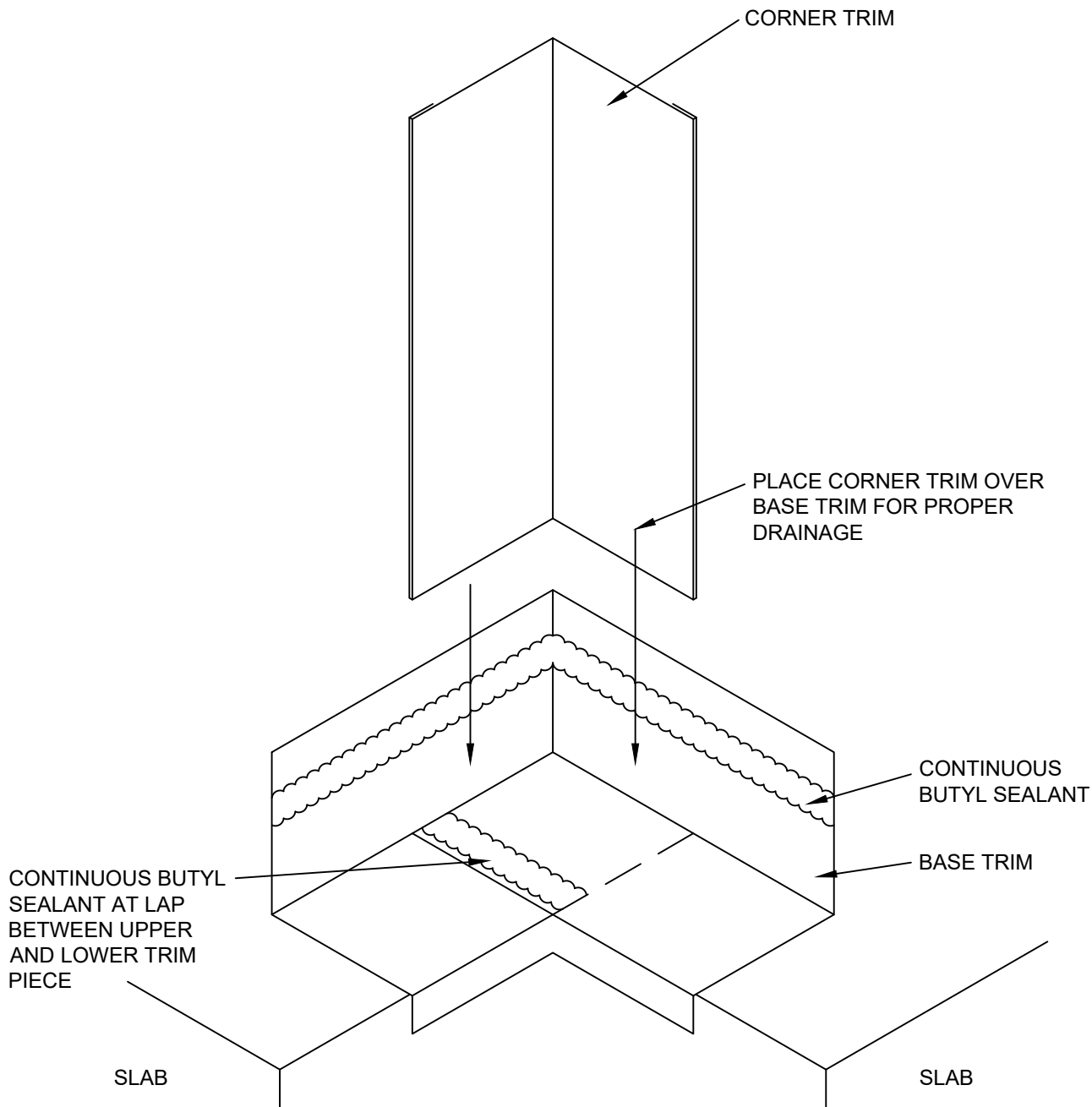
DETAIL #: CI-IC-05-KSH

RELEASE: 2021

  
**Kingspan.**  
www.kingspanpanels.us  
www.kingspanpanels.ca

## KS SERIES - HORIZONTAL INSTALLATION

FRAMING NOT SHOWN FOR  
CLARITY OF DETAIL



REVISION	
REVISION #	DATE
0	01/01/21

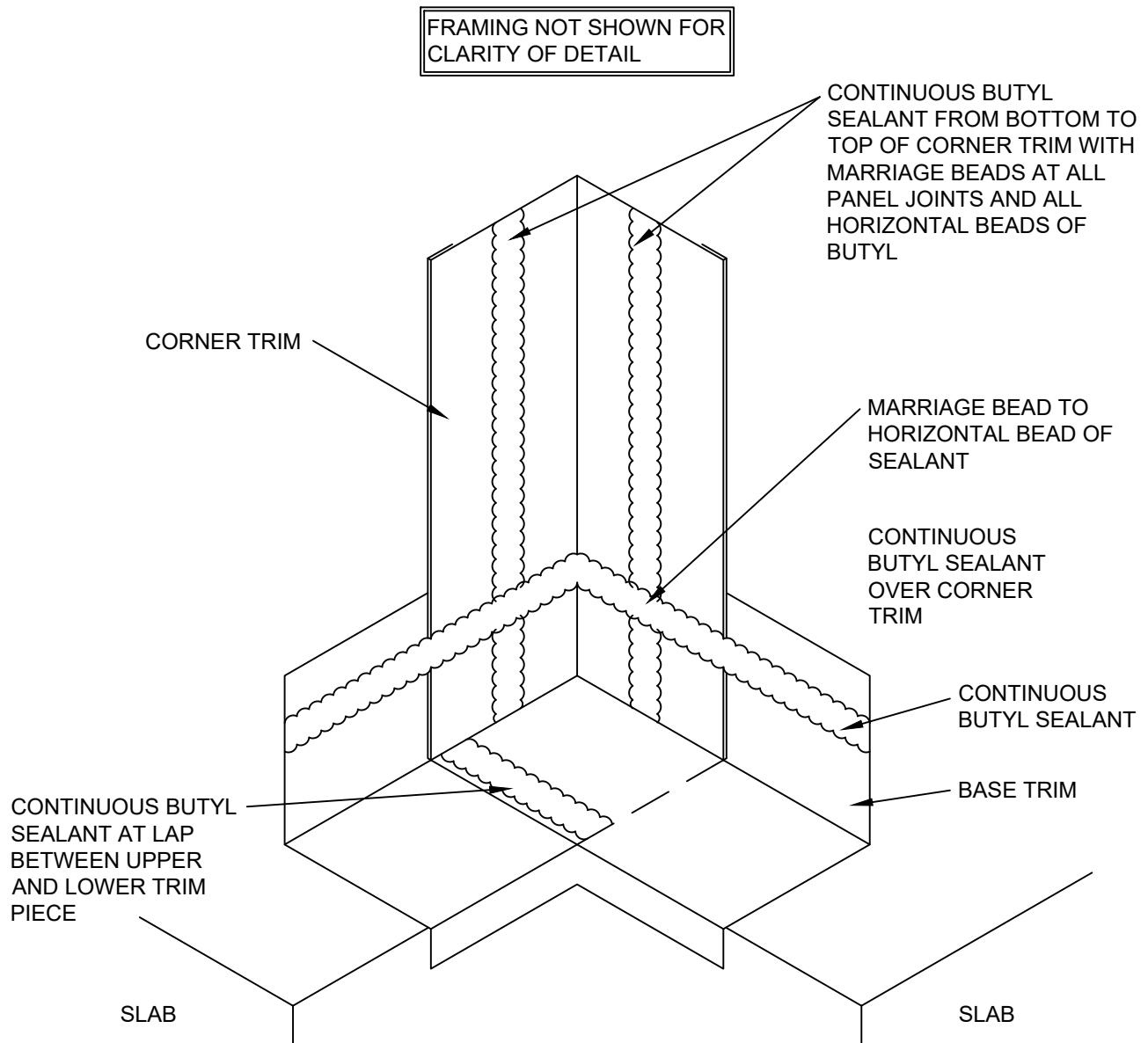
## INSIDE CORNER LAP AT BASE TRIM EXPANDED

DETAIL #: CI-IC-06-KSH

RELEASE: 2021



# KS SERIES - HORIZONTAL INSTALLATION



REVISION	
REVISION #	DATE
0	01/01/21

INSIDE CORNER LAP AT  
BASE TRIM ENGAGED

DETAIL #: CI-IC-07-KSH

RELEASE: 2021

  
**Kingspan.**  
[www.kingspanpanels.us](http://www.kingspanpanels.us)  
[www.kingspanpanels.ca](http://www.kingspanpanels.ca)

# KS SERIES - HORIZONTAL INSTALLATION

FRAMING NOT SHOWN FOR  
CLARITY OF DETAIL

UPPER CORNER TRIM

LAP UPPER CORNER  
TRIM MIN. 3" OVER  
LOWER CORNER  
TRIM

3"

TRIM LAP

LOWER CORNER TRIM

CONTINUOUS BUTYL  
SEALANT FROM BOTTOM TO  
TOP OF CORNER TRIM WITH  
MARRIAGE BEADS AT ALL  
PANEL JOINTS AND ALL  
HORIZONTAL BEADS OF  
BUTYL

## REVISION

REVISION #	DATE
0	01/01/21

INSIDE CORNER TRIM LAP  
EXPANDED

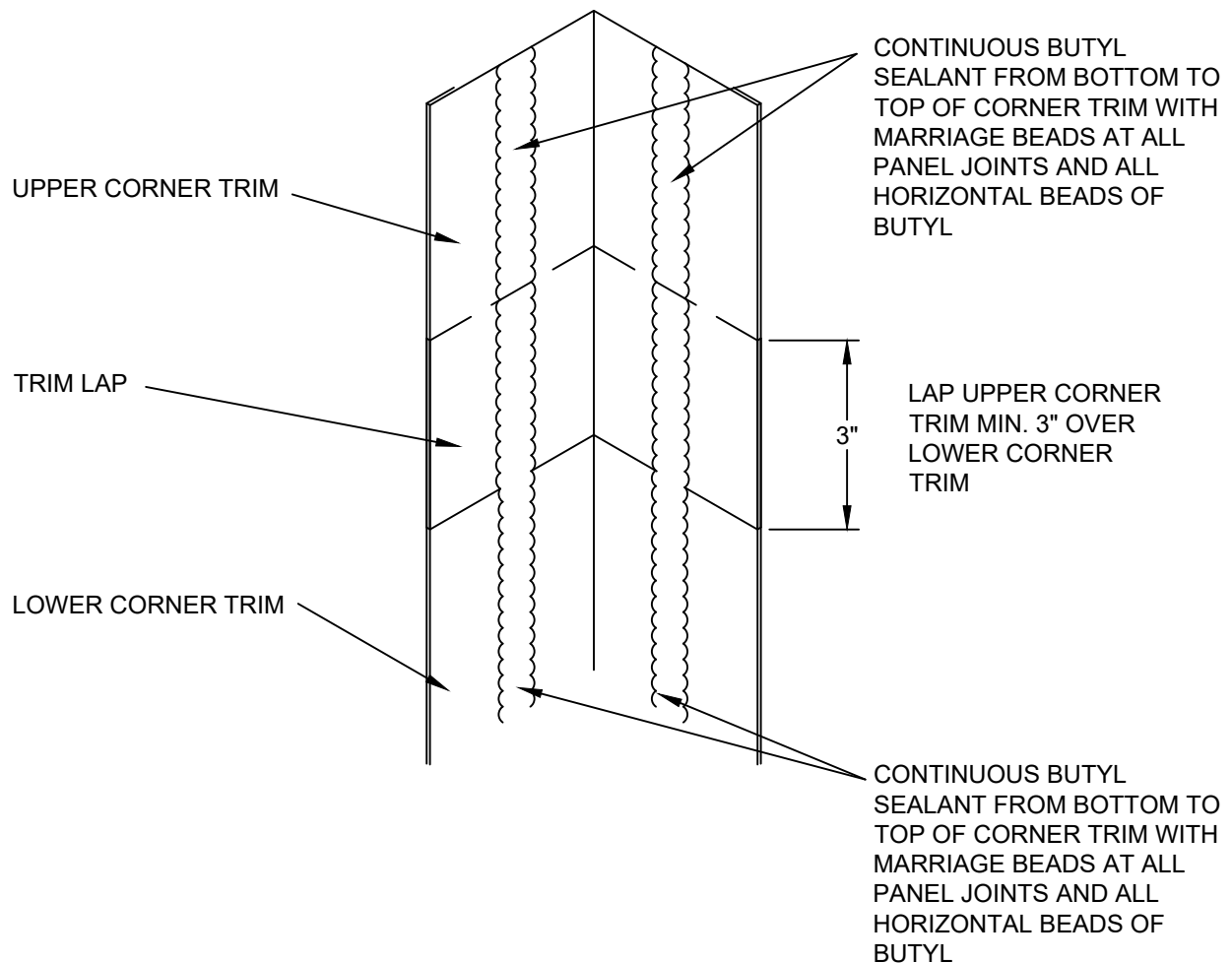
DETAIL #: CI-IC-08-KSH

RELEASE: 2021

  
**Kingspan.**  
[www.kingspanpanels.us](http://www.kingspanpanels.us)  
[www.kingspanpanels.ca](http://www.kingspanpanels.ca)

# KS SERIES - HORIZONTAL INSTALLATION

FRAMING NOT SHOWN FOR  
CLARITY OF DETAIL



REVISION	
REVISION #	DATE
0	01/01/21

INSIDE CORNER TRIM LAP  
ENGAGED

DETAIL #: CI-IC-09-KSH

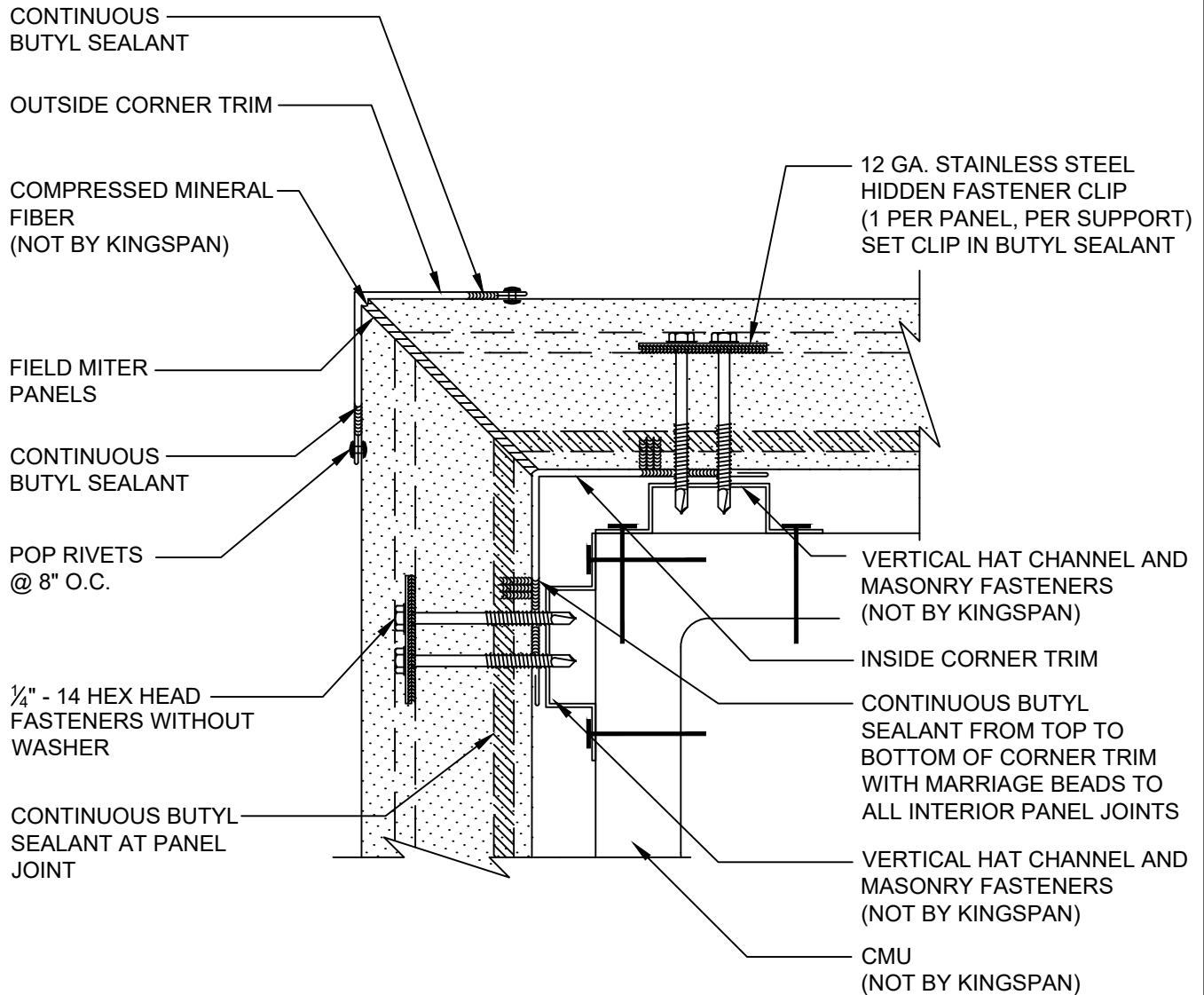
RELEASE: 2021

  
**Kingspan.**  
[www.kingspanpanels.us](http://www.kingspanpanels.us)  
[www.kingspanpanels.ca](http://www.kingspanpanels.ca)



# KS SERIES - HORIZONTAL INSTALLATION

NOTE:  
ADDITIONAL LENGTH (MIN. PANEL THICKNESS) ADDED  
TO PANEL LENGTH AT MITERED CORNER CONDITIONS.



REVISION	
REVISION #	DATE
5	01/04/22

OUTSIDE CORNER W/  
FLAT TRIM - OVER CMU

DETAIL #: CI-OC-CMU-01-KSH

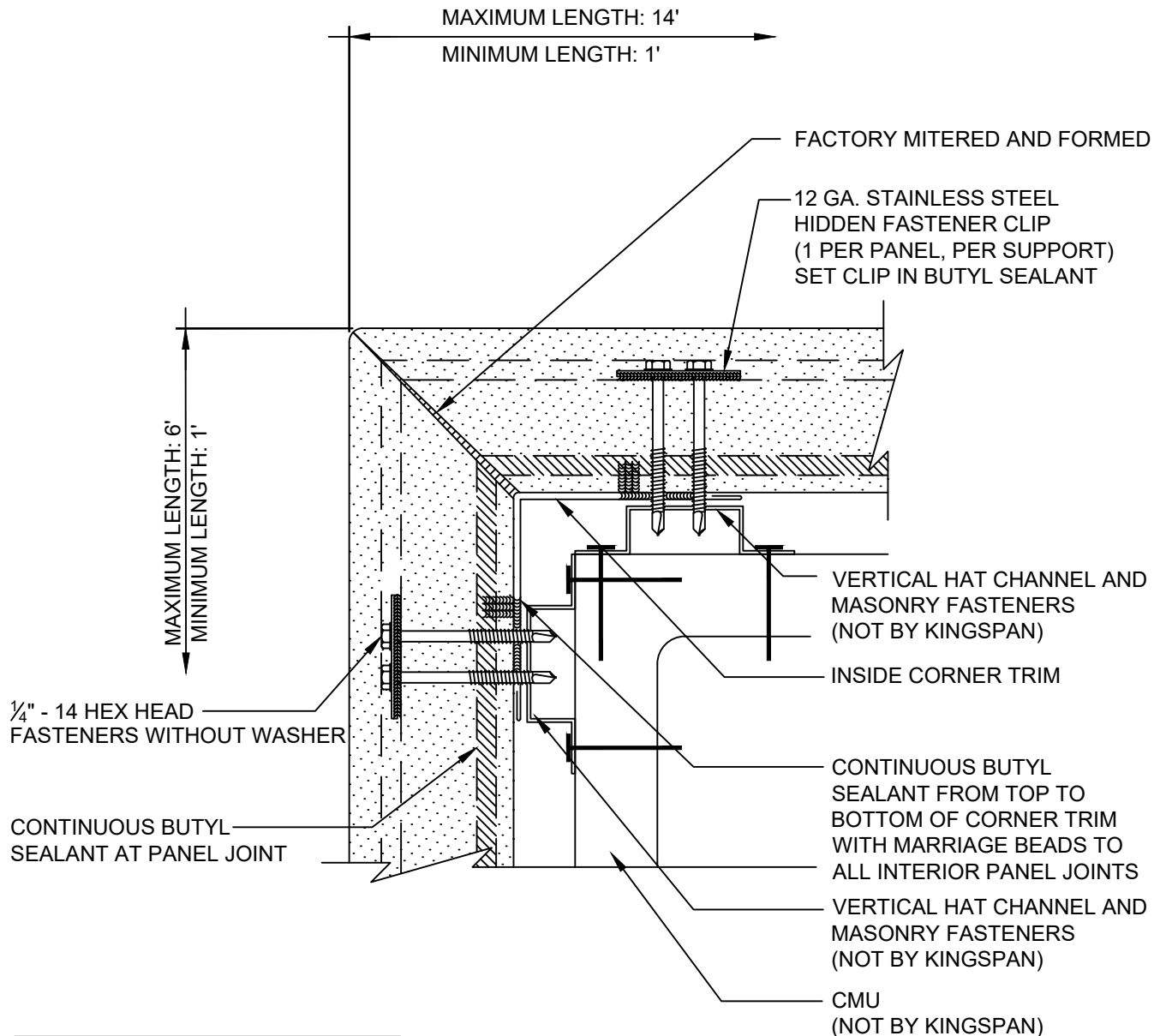
RELEASE: 2021

  
**Kingspan.**  
www.kingspanpanels.us  
www.kingspanpanels.ca

# KS SERIES - HORIZONTAL INSTALLATION

**NOTE:**

SHIPPING ANGLES ON FACTORY FOLDED CORNERS CAN BE REMOVED PRIOR TO INSTALLATION. HOWEVER, THIS DOES NOT REPLACE THE REQUIREMENT FOR THE INTERIOR TRIM / MENDING PLATE. ALL SEALANT PLACEMENT SHOULD BE DONE IN SUCH A MANNER THAT THE SHIPPING ANGLE, IF LEFT ON THE PANEL, IS CONTAINED WITHIN THE SEALANT PATH



FACTORY FOLDED CORNERS AND TRIMLESS ENDS AVAILABLE WITH GRANITSTONE, MICRO-RIB, MINI MICRO-RIB, AND OPTIMO PANELS

\*SEE NOTE ABOVE REGARDING INTERIOR TRIMS AND SEALANT REQUIREMENTS

REVISION	
REVISION #	DATE
0	01/01/21

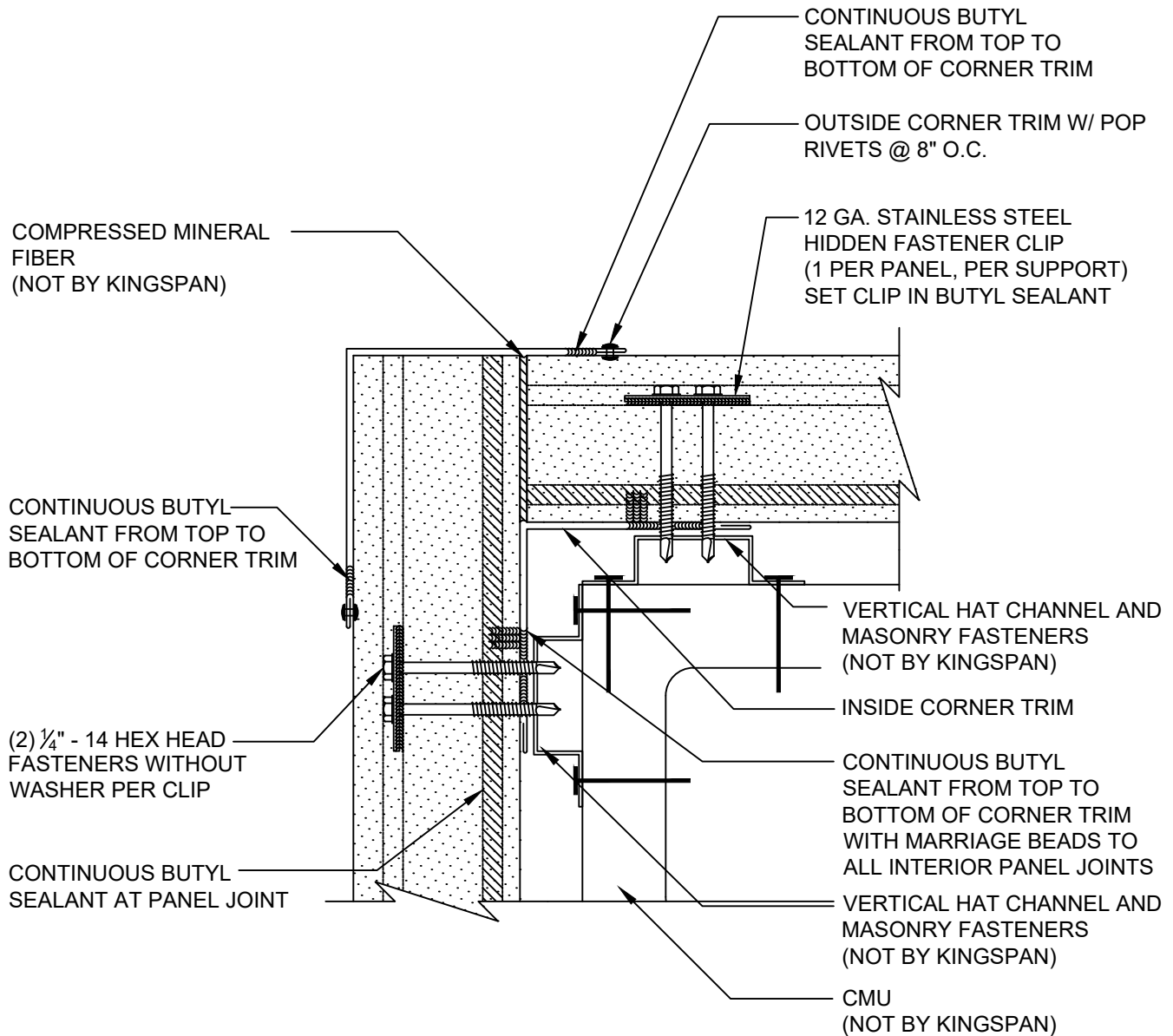
**OUTSIDE CORNER W/  
FACTORY FOLDED -  
OVER CMU**

DETAIL #: CI-OC-CMU-02-KSH

RELEASE: 2021

  
**Kingspan.**  
www.kingspanpanels.us  
www.kingspanpanels.ca

# KS SERIES - HORIZONTAL INSTALLATION



REVISION	
REVISION #	DATE
1	01/27/21

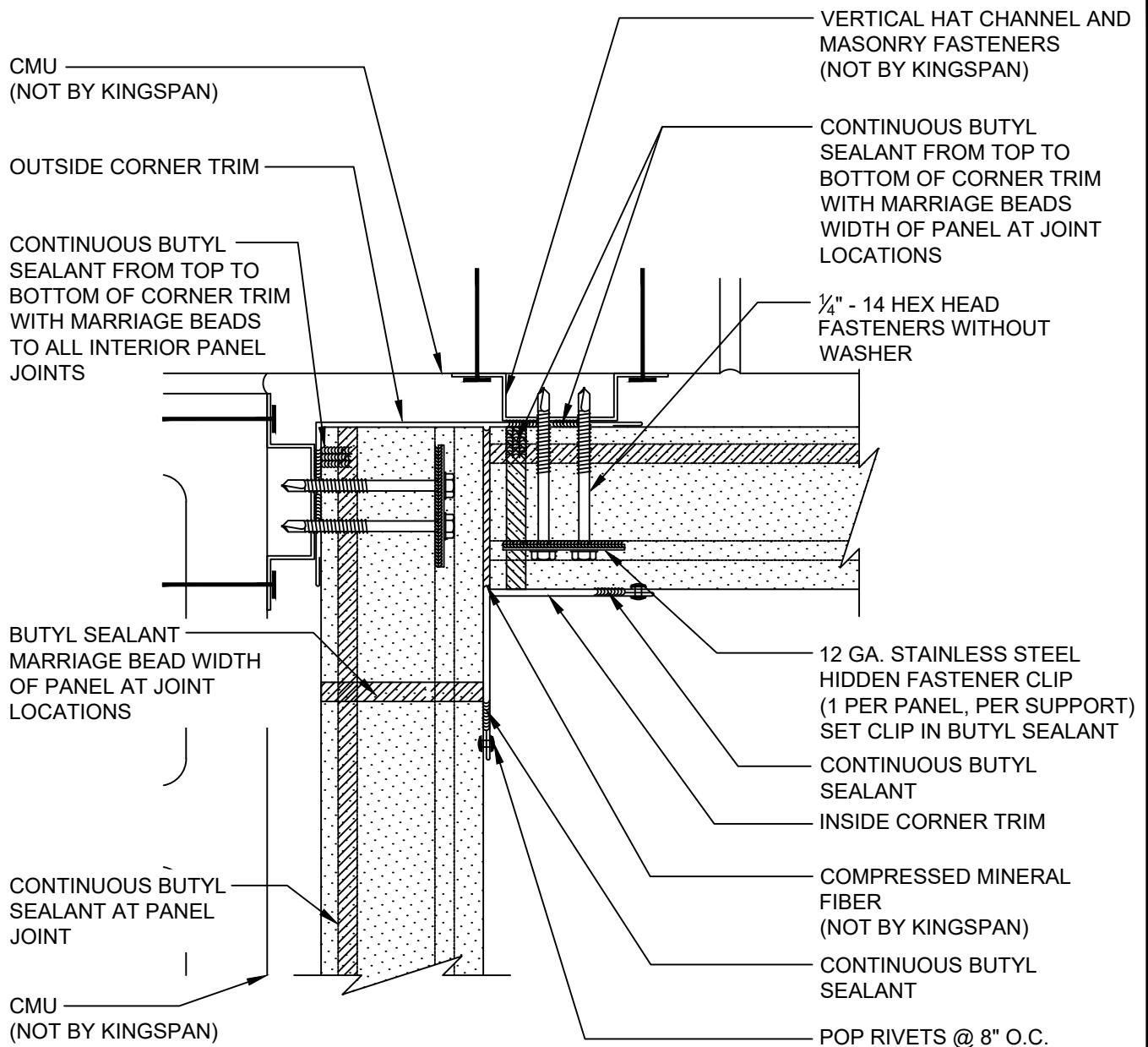
OUTSIDE CORNER W/  
STANDARD CUT ENDS -  
OVER CMU

DETAIL #: CI-OC-CMU-03-KSH

RELEASE: 2021

  
**Kingspan.**  
www.kingspanpanels.us  
www.kingspanpanels.ca

# KS SERIES - HORIZONTAL INSTALLATION



REVISION	
REVISION #	DATE
1	01/27/21

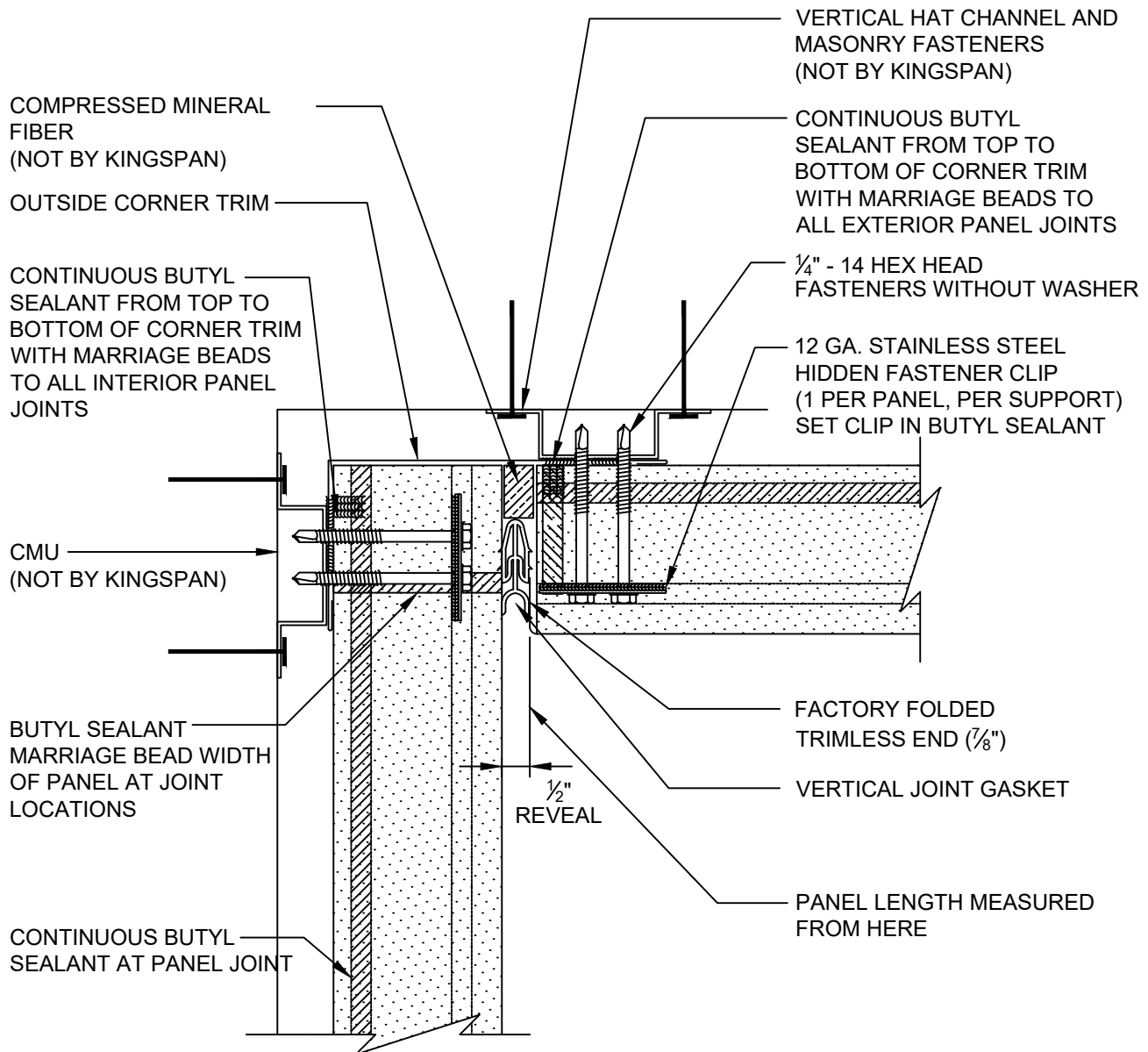
INSIDE CORNER W/  
FLAT TRIM - OVER CMU

DETAIL #: CI-IC-CMU-01-KSH

RELEASE: 2021

  
**Kingspan.**  
www.kingspanpanels.us  
www.kingspanpanels.ca

# KS SERIES - HORIZONTAL INSTALLATION



TRIMLESS ENDS AVAILABLE WITH GRANITSTONE, MICRO-RIB, MINI MICRO-RIB, AND OPTIMO PANELS. MAXIMUM LENGTH OF TRIMLESS END PANELS IS 20'-0"

REVISION	
REVISION #	DATE
1	01/27/21

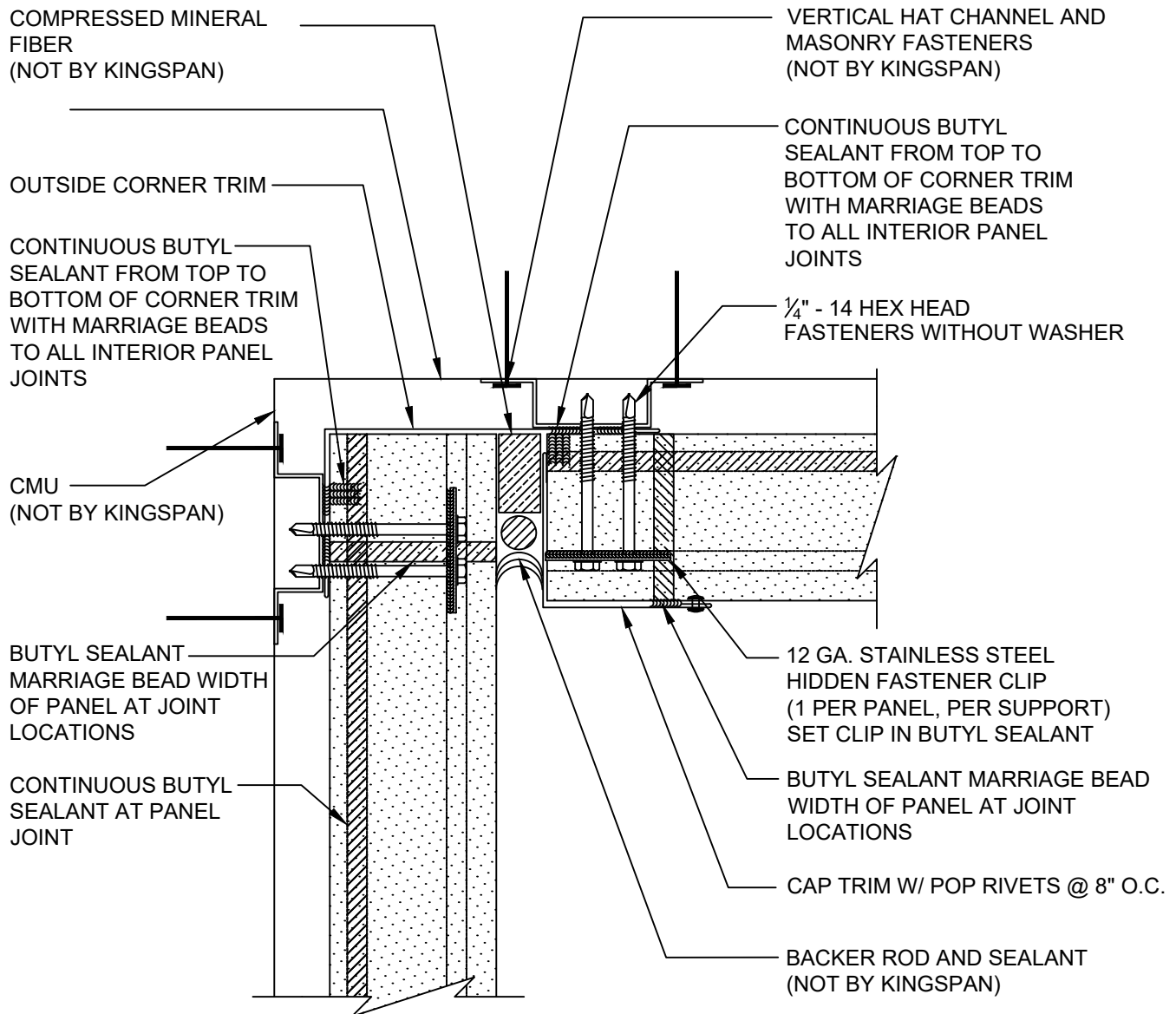
INSIDE CORNER W/  
GASKET - OVER CMU

DETAIL #: CI-IC-CMU-02-KSH

RELEASE: 2021

  
**Kingspan.**  
www.kingspanpanels.us  
www.kingspanpanels.ca

# KS SERIES - HORIZONTAL INSTALLATION



REVISION	
REVISION #	DATE
1	01/27/21

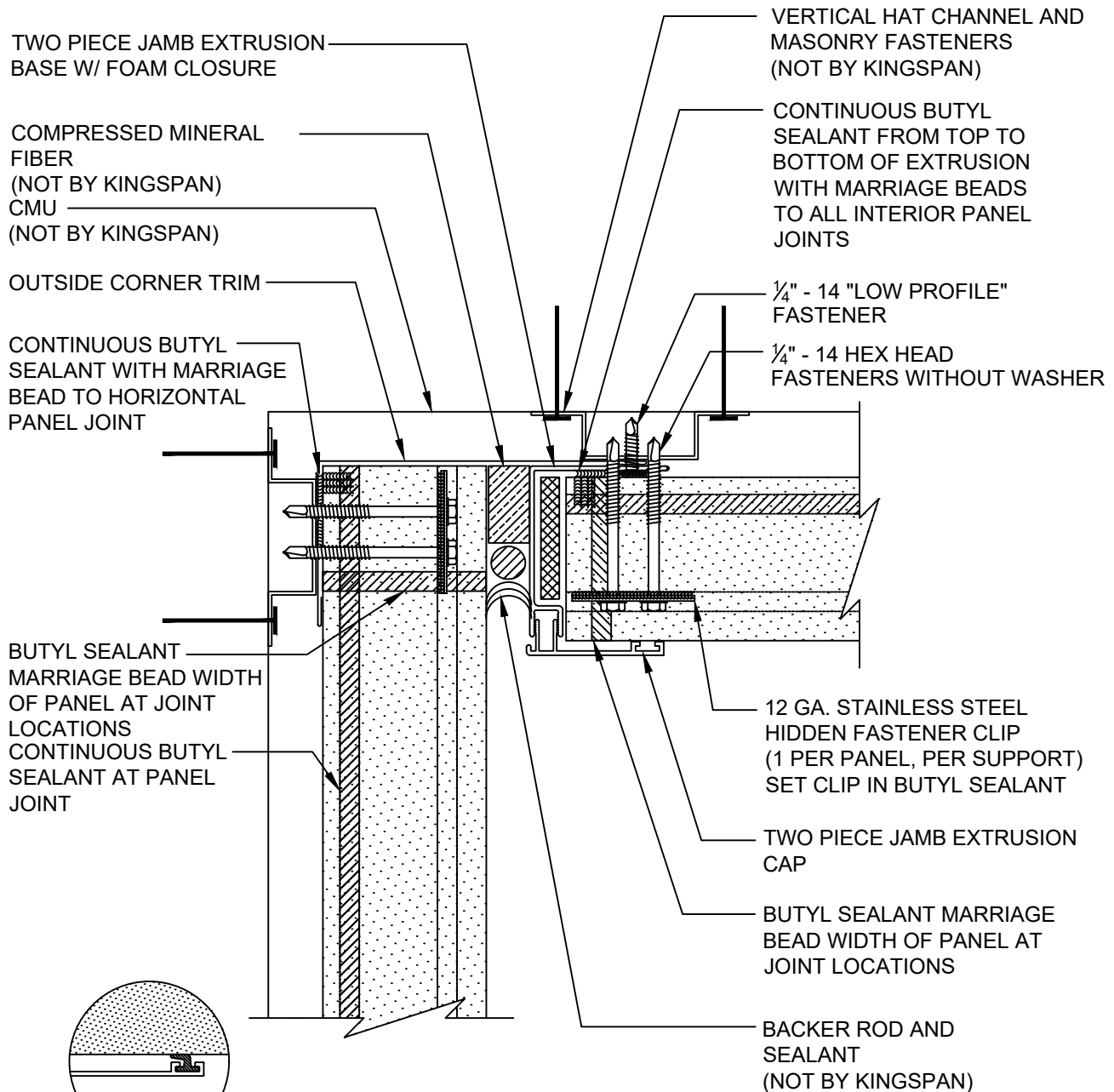
INSIDE CORNER W/  
TRIM - OVER CMU

DETAIL #: CI-IC-CMU-03-KSH

RELEASE: 2021

  
**Kingspan.**  
www.kingspanpanels.us  
www.kingspanpanels.ca

# KS SERIES - HORIZONTAL INSTALLATION



REVISION	
REVISION #	DATE
1	01/27/21

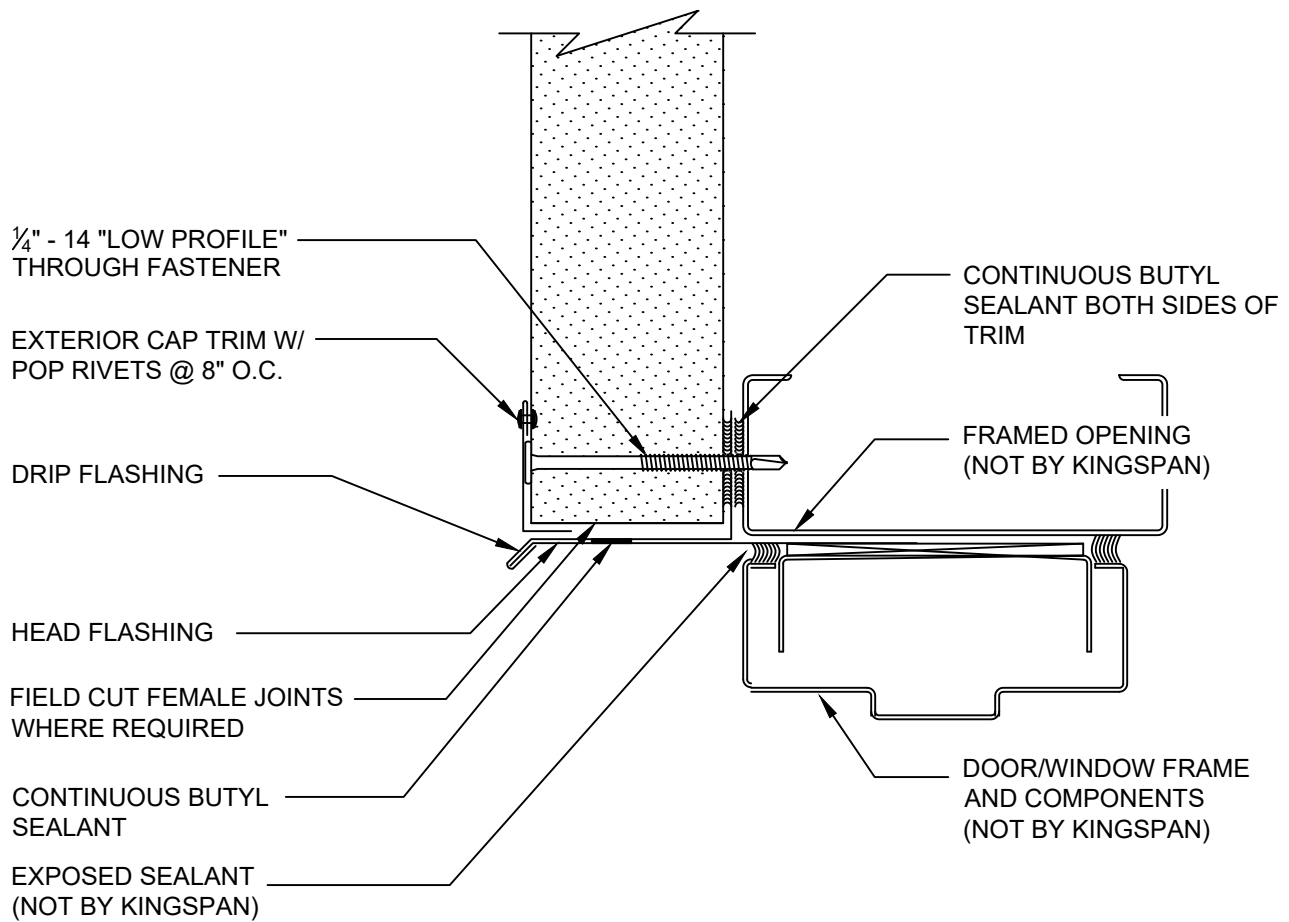
**INSIDE CORNER W/  
JAMB EXTRUSION -  
OVER CMU**

DETAIL #: CI-IC-CMU-04-KSH

RELEASE: 2021

  
**Kingspan.**  
www.kingspanpanels.us  
www.kingspanpanels.ca

# KS SERIES - HORIZONTAL INSTALLATION



REVISION	
REVISION #	DATE
4	07/29/21

FRAMED OPENING  
HEAD W/ DRIP EDGE

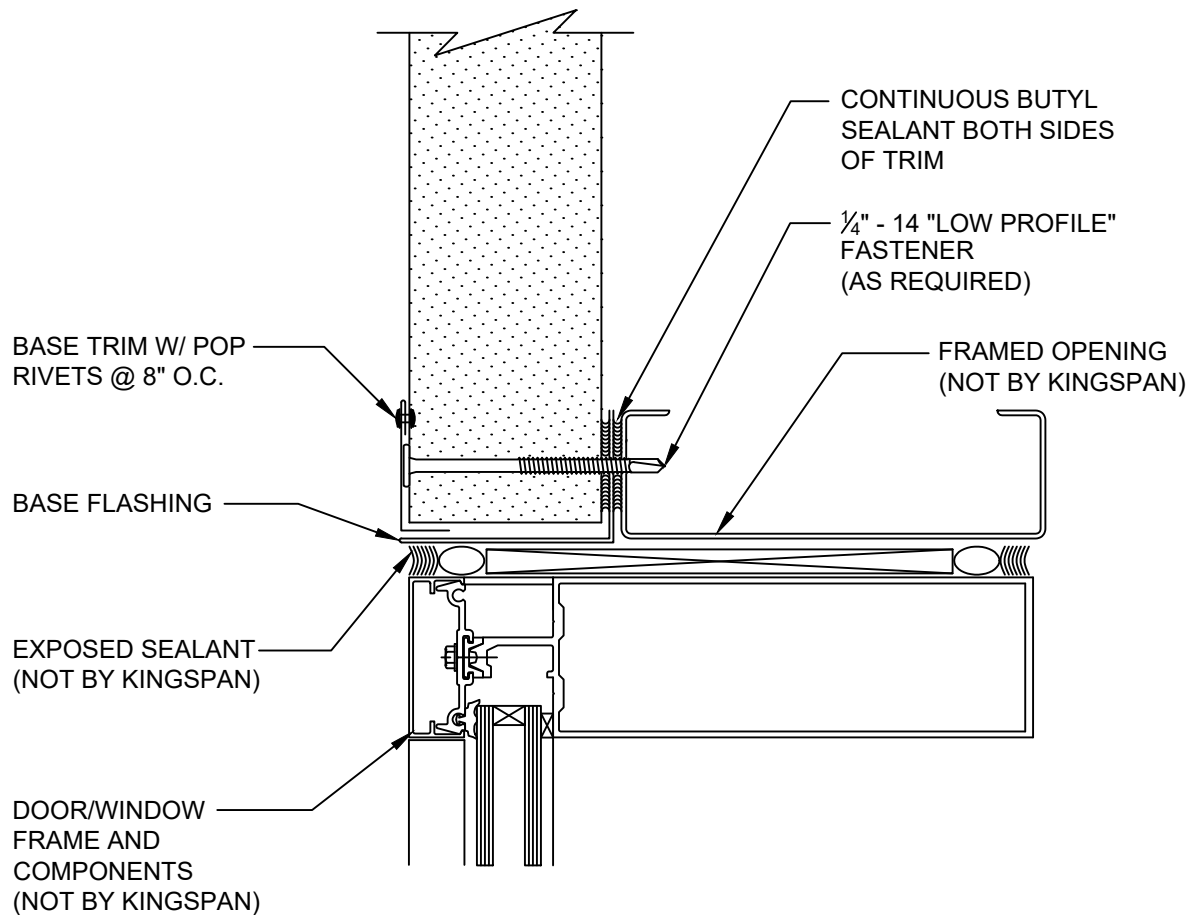
DETAIL #: CI-FO-01-KSH

RELEASE: 2021

  
**Kingspan.**  
[www.kingspanpanels.us](http://www.kingspanpanels.us)  
[www.kingspanpanels.ca](http://www.kingspanpanels.ca)



# KS SERIES - HORIZONTAL INSTALLATION



REVISION	
REVISION #	DATE
0	01/01/21

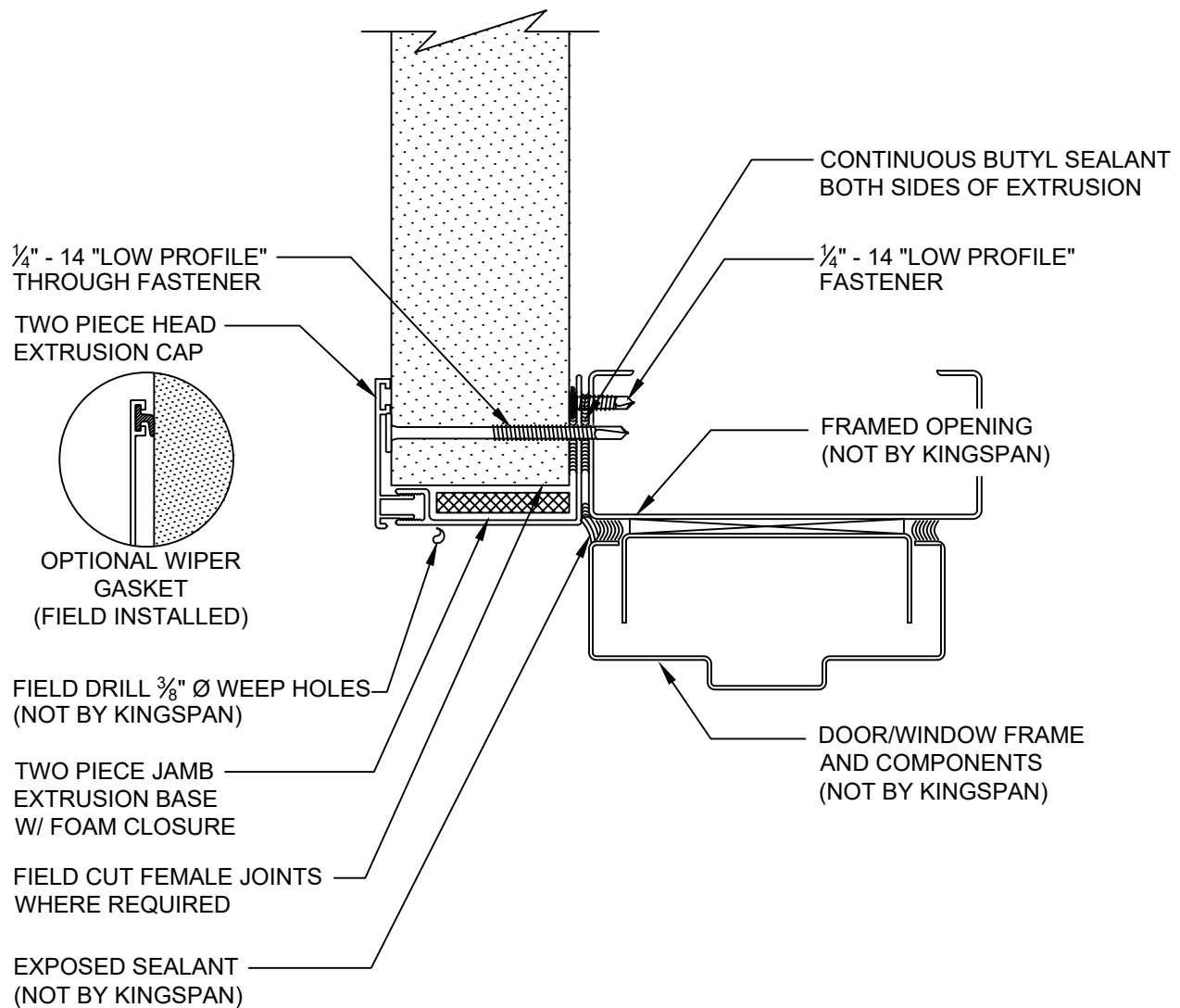
FRAMED OPENING  
STOREFRONT HEAD

DETAIL #: CI-FO-02-KSH

RELEASE: 2021

  
**Kingspan.**  
[www.kingspanpanels.us](http://www.kingspanpanels.us)  
[www.kingspanpanels.ca](http://www.kingspanpanels.ca)

# KS SERIES - HORIZONTAL INSTALLATION



REVISION	
REVISION #	DATE
0	01/01/21

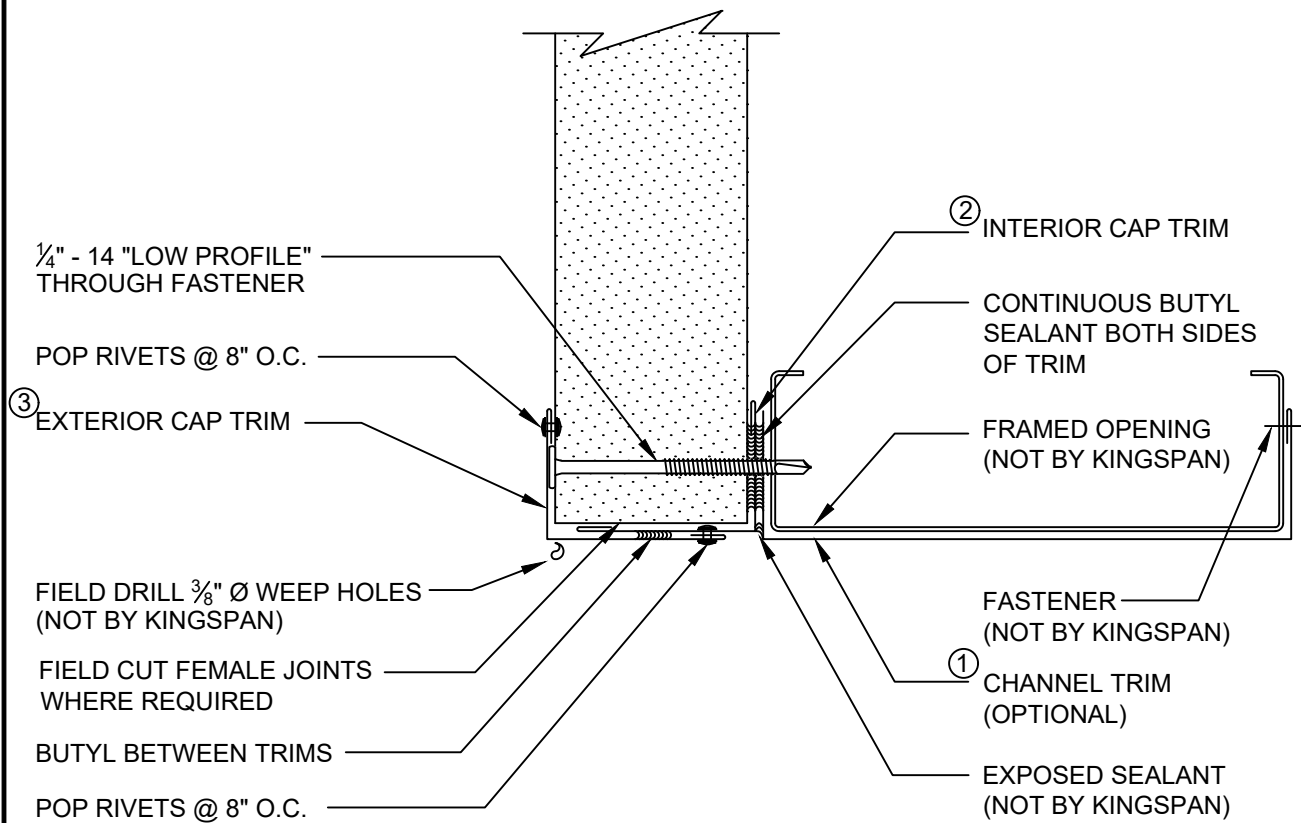
FRAMED OPENING  
HEAD W/ EXTRUSION

DETAIL #: CI-FO-03-KSH

RELEASE: 2021

  
**Kingspan.**  
[www.kingspanpanels.us](http://www.kingspanpanels.us)  
[www.kingspanpanels.ca](http://www.kingspanpanels.ca)

# KS SERIES - HORIZONTAL INSTALLATION



## TRIM INSTALLATION SEQUENCE:

- ① CHANNEL TRIM (OPTIONAL) & ALL APPLICABLE SEALANTS
- ② INTERIOR CAP TRIM & ALL APPLICABLE SEALANTS PRIOR TO INSTALLING THE PANEL AND THROUGH FASTENERS
- ③ EXTERIOR CAP TRIM

REVISION	
REVISION #	DATE
5	01/04/22

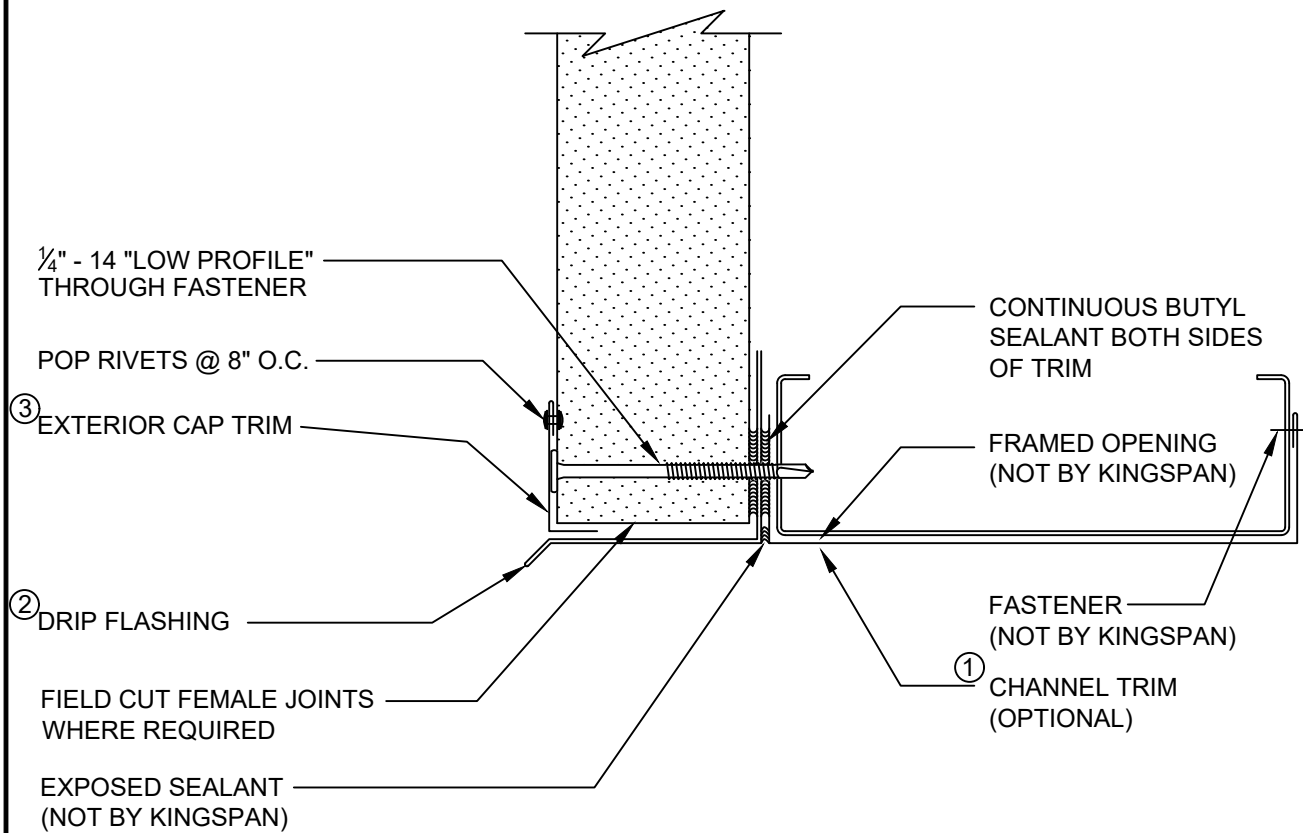
**FRAMED OPENING  
OVERHEAD DOOR - HEAD  
2-PIECE TRIM**

DETAIL #: CI-FO-04-KSH

RELEASE: 2021

  
**Kingspan.**  
[www.kingspanpanels.us](http://www.kingspanpanels.us)  
[www.kingspanpanels.ca](http://www.kingspanpanels.ca)

# KS SERIES - HORIZONTAL INSTALLATION



## TRIM INSTALLATION SEQUENCE:

- ① CHANNEL TRIM (OPTIONAL) & ALL APPLICABLE SEALANTS
- ② DRIP FLASHING & ALL APPLICABLE SEALANTS PRIOR TO INSTALLING THE PANEL AND THROUGH FASTENERS
- ③ EXTERIOR CAP TRIM

REVISION	
REVISION #	DATE
0	01/01/21

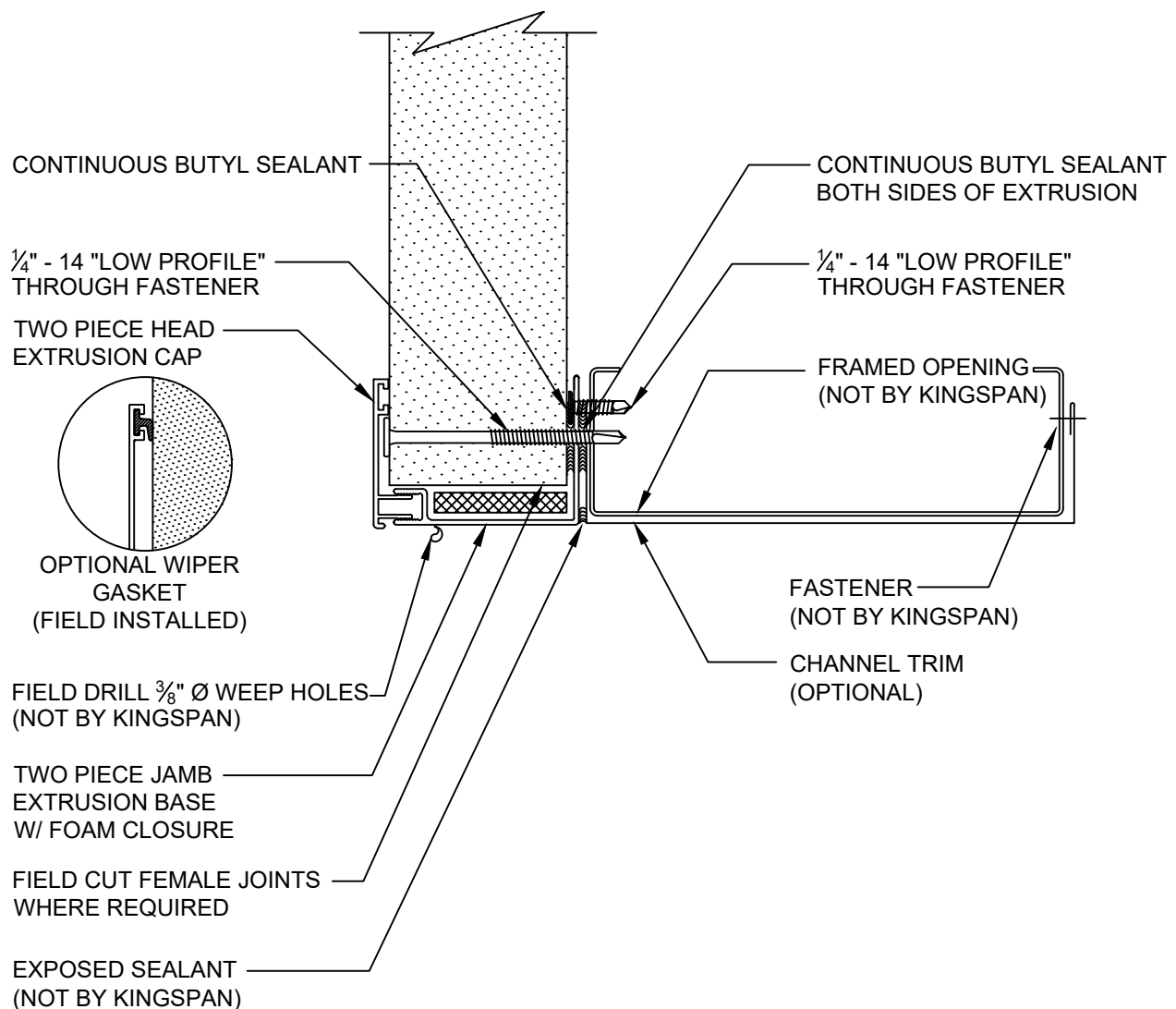
FRAMED OPENING  
OVERHEAD DOOR - HEAD  
DRIP EDGE TRIM

DETAIL #: CI-FO-05-KSH

RELEASE: 2021

  
**Kingspan.**  
www.kingspanpanels.us  
www.kingspanpanels.ca

# KS SERIES - HORIZONTAL INSTALLATION



REVISION	
REVISION #	DATE
0	01/01/21

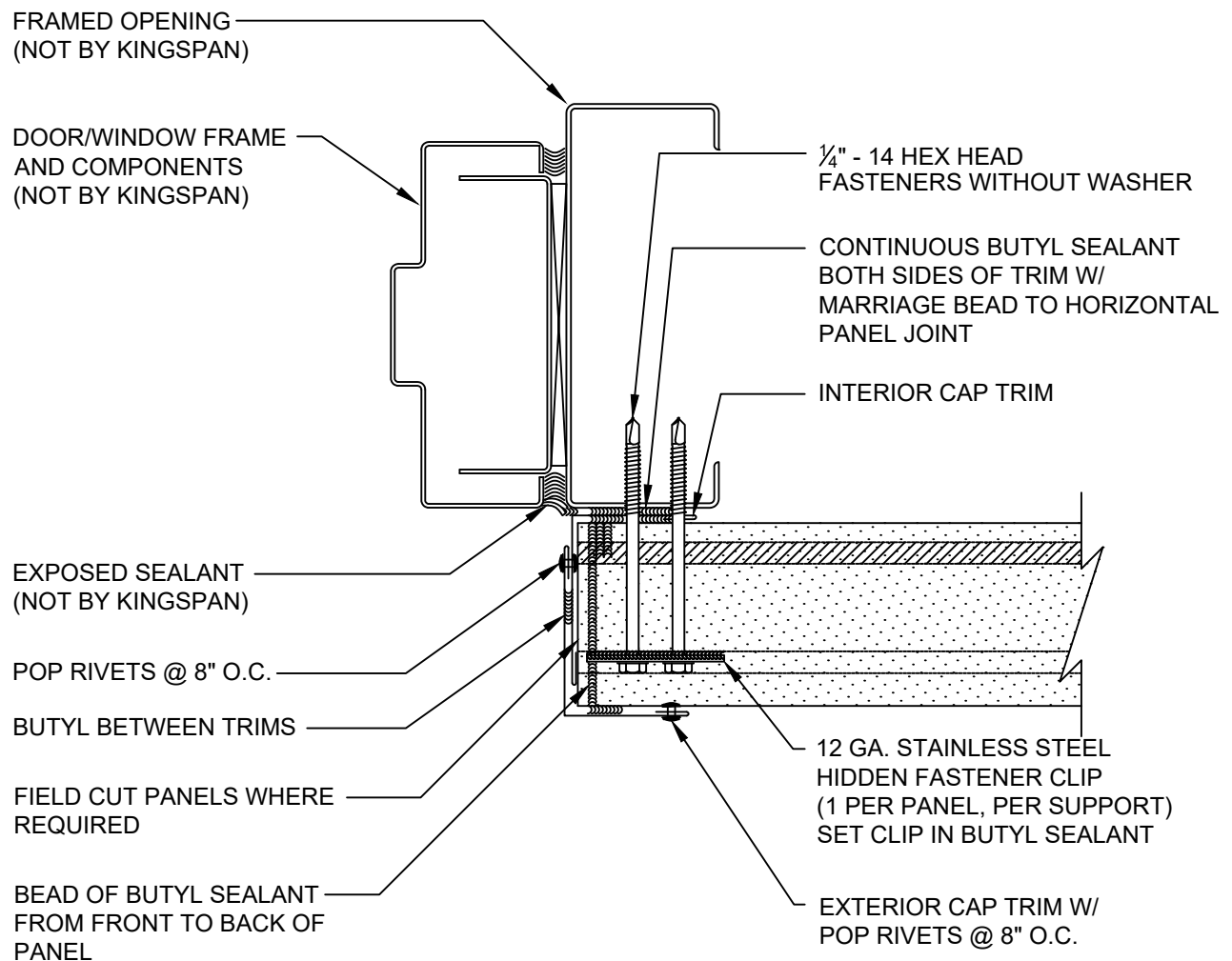
**FRAMED OPENING  
OVERHEAD DOOR - HEAD  
EXTRUSION**

DETAIL #: CI-FO-06-KSH

RELEASE: 2021

  
**Kingspan.**  
[www.kingspanpanels.us](http://www.kingspanpanels.us)  
[www.kingspanpanels.ca](http://www.kingspanpanels.ca)

# KS SERIES - HORIZONTAL INSTALLATION



REVISION	
REVISION #	DATE
5	01/04/22

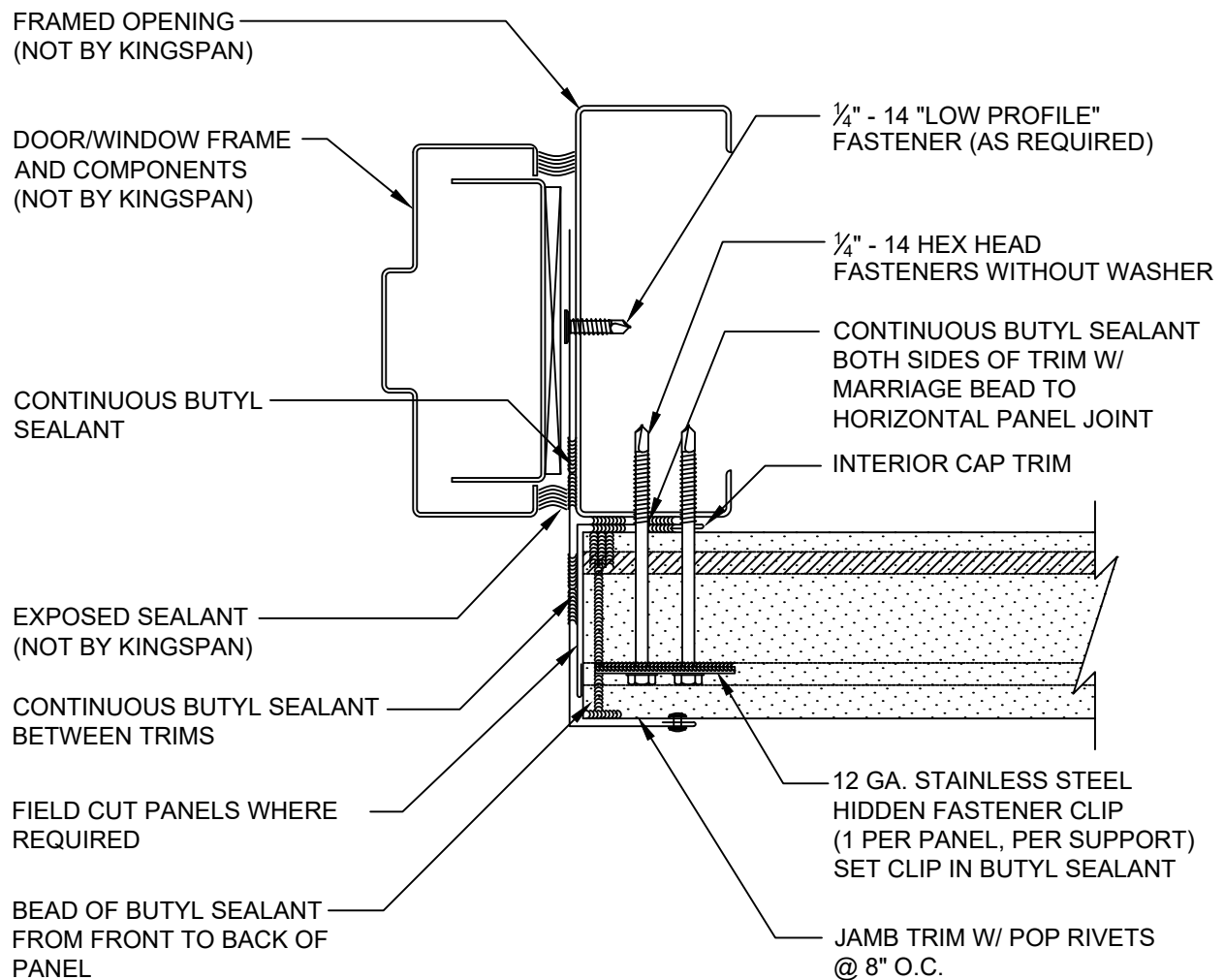
FRAMED OPENING  
JAMB - 2-PIECE TRIM

DETAIL #: CI-FO-07-KSH

RELEASE: 2021

  
**Kingspan.**  
www.kingspanpanels.us  
www.kingspanpanels.ca

# KS SERIES - HORIZONTAL INSTALLATION



REVISION	
REVISION #	DATE
4	07/29/21

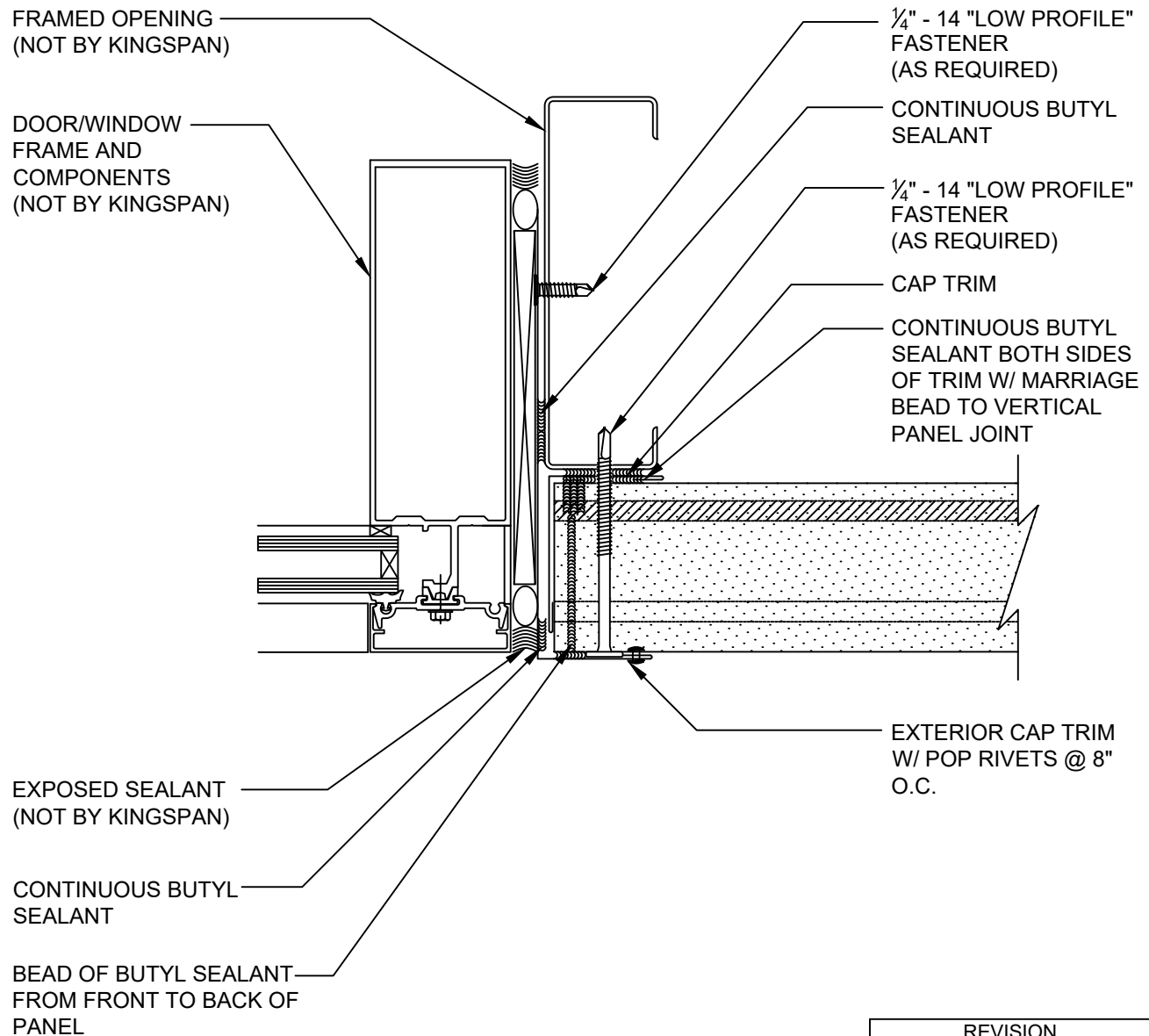
FRAMED OPENING  
JAMB - 1-PIECE TRIM

DETAIL #: CI-FO-08-KSH

RELEASE: 2021

  
**Kingspan.**  
[www.kingspanpanels.us](http://www.kingspanpanels.us)  
[www.kingspanpanels.ca](http://www.kingspanpanels.ca)

# KS SERIES - HORIZONTAL INSTALLATION



REVISION	
REVISION #	DATE
0	01/01/21

FRAMED OPENING  
JAMB - STOREFRONT

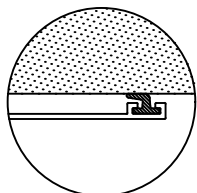
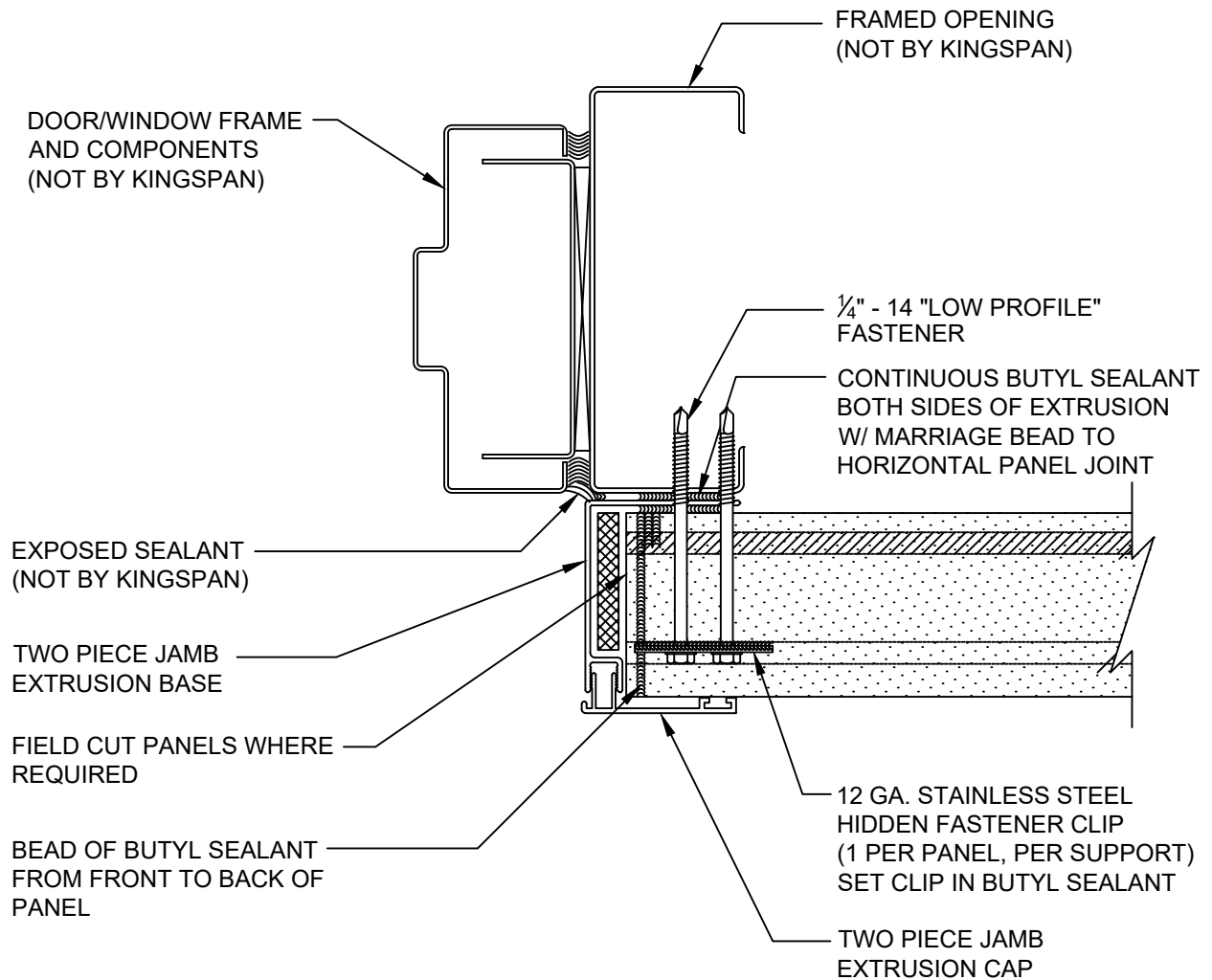
DETAIL #: CI-FO-09-KSH

RELEASE: 2021

  
**Kingspan.**  
[www.kingspanpanels.us](http://www.kingspanpanels.us)  
[www.kingspanpanels.ca](http://www.kingspanpanels.ca)



# KS SERIES - HORIZONTAL INSTALLATION



OPTIONAL WIPER  
GASKET  
(FIELD INSTALLED)

REVISION	
REVISION #	DATE
0	01/01/21

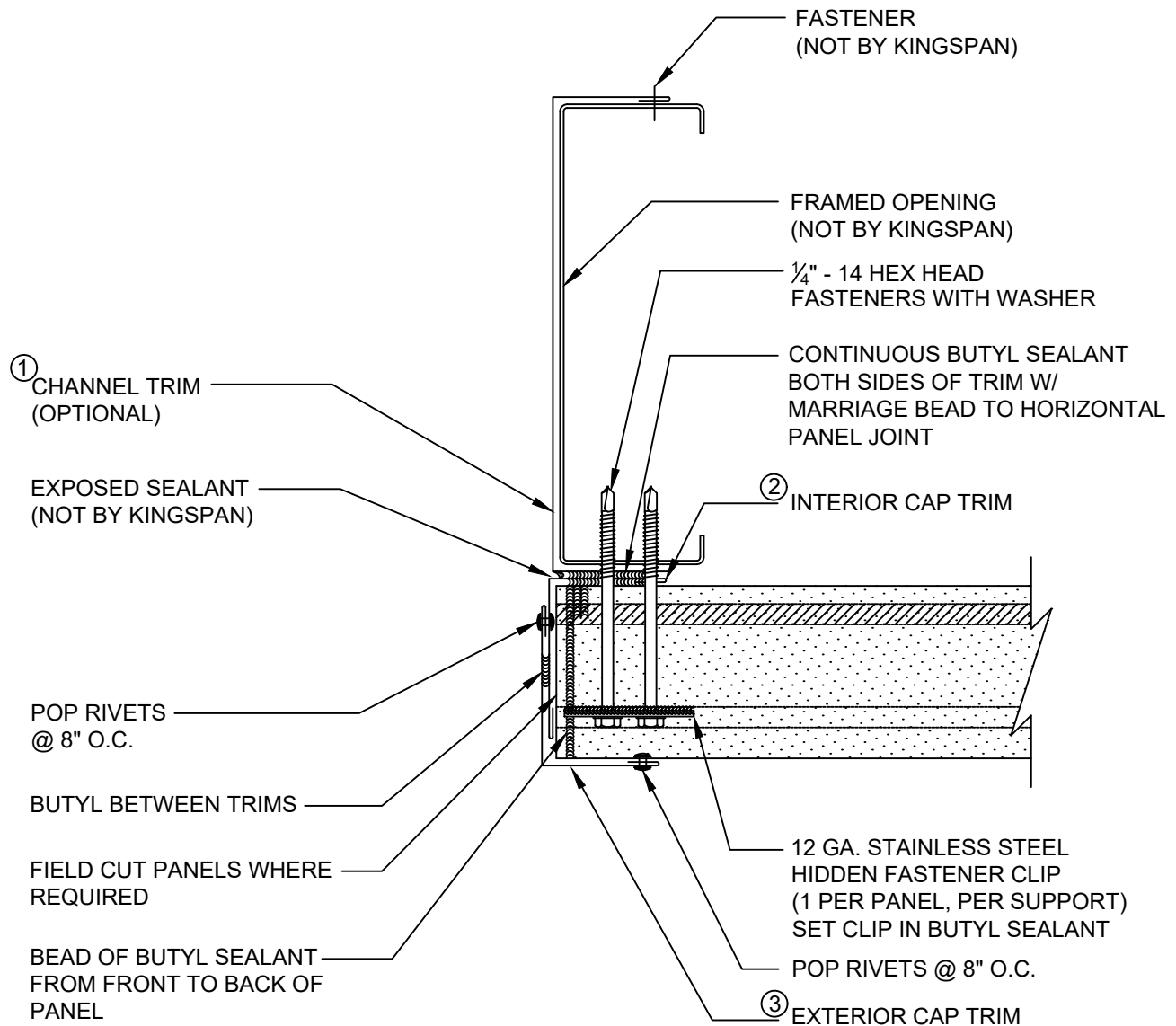
FRAMED OPENING  
JAMB - EXTRUSION

DETAIL #: CI-FO-10-KSH

RELEASE: 2021

**Kingspan.**  
www.kingspanpanels.us  
www.kingspanpanels.ca

# KS SERIES - HORIZONTAL INSTALLATION



## TRIM INSTALLATION SEQUENCE:

- ① CHANNEL TRIM (OPTIONAL) & ALL APPLICABLE SEALANTS
- ② INTERIOR CAP TRIM & ALL APPLICABLE SEALANTS PRIOR TO  
INSTALLING THE PANEL AND THROUGH FASTENERS
- ③ EXTERIOR CAP TRIM

REVISION	
REVISION #	DATE
5	01/04/22

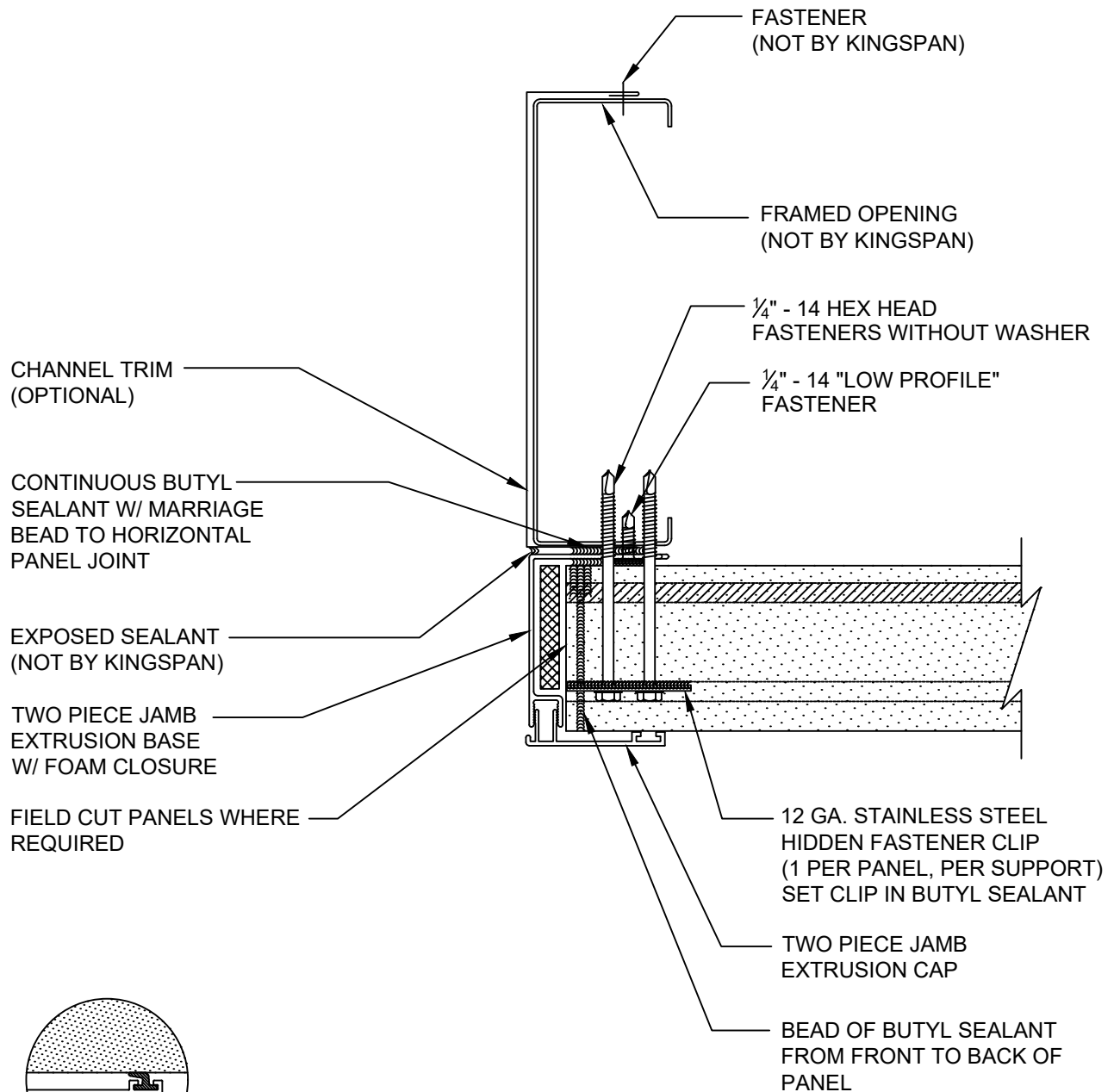
FRAMED OPENING  
OVERHEAD DOOR - JAMB  
2-PIECE TRIM

DETAIL #: CI-FO-11-KSH

RELEASE: 2021

  
**Kingspan.**  
www.kingspanpanels.us  
www.kingspanpanels.ca

# KS SERIES - HORIZONTAL INSTALLATION



REVISION	
REVISION #	DATE
0	01/01/21

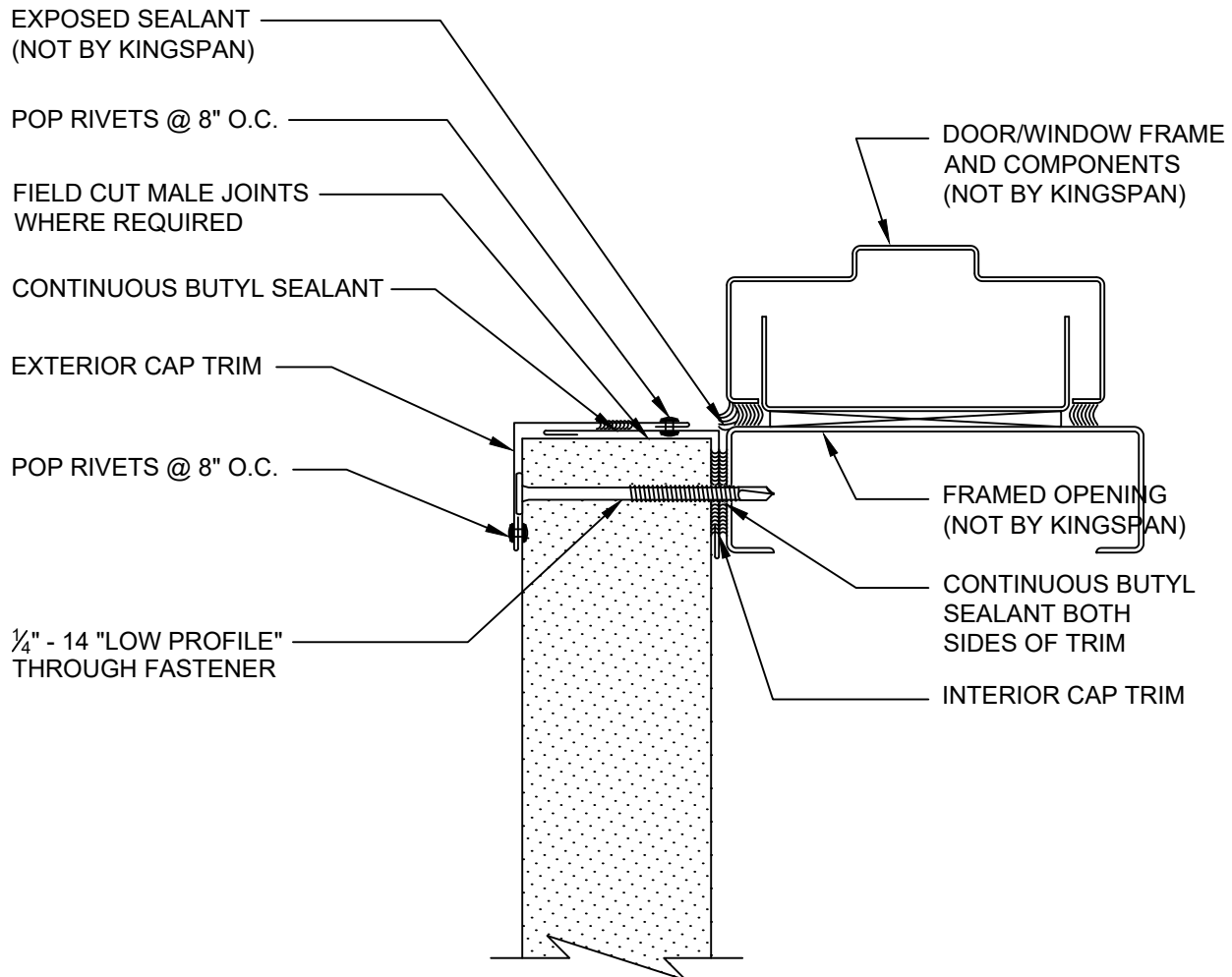
**FRAMED OPENING  
OVERHEAD DOOR - JAMB  
EXTRUSION**

DETAIL #: CI-FO-12-KSH

RELEASE: 2021

  
**Kingspan.**  
www.kingspanpanels.us  
www.kingspanpanels.ca

# KS SERIES - HORIZONTAL INSTALLATION



REVISION	
REVISION #	DATE
0	01/01/21

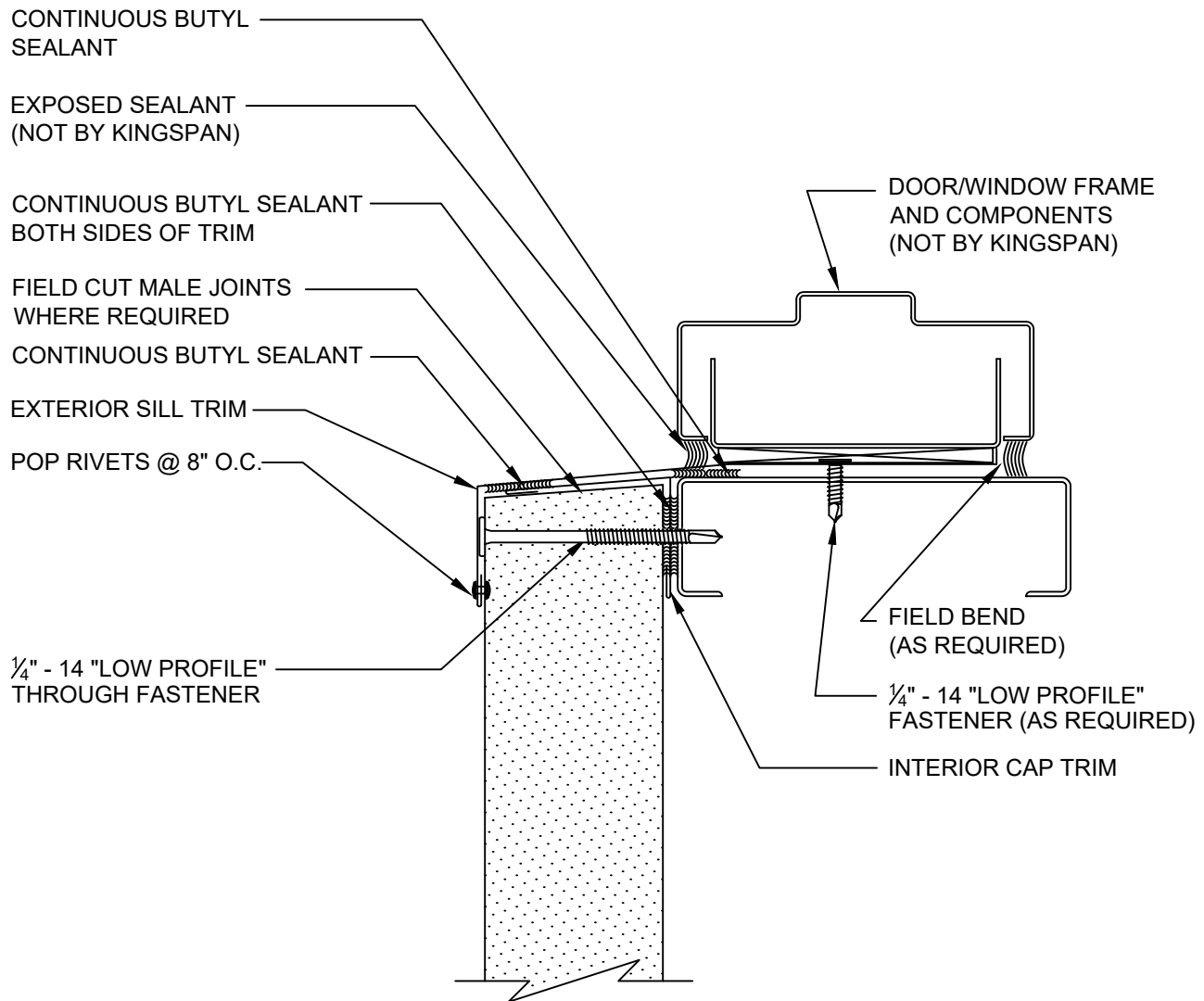
FRAMED OPENING - SILL  
2- PIECE TRIM

DETAIL #: CI-FO-13-KSH

RELEASE: 2021

  
**Kingspan.**  
[www.kingspanpanels.us](http://www.kingspanpanels.us)  
[www.kingspanpanels.ca](http://www.kingspanpanels.ca)

# KS SERIES - HORIZONTAL INSTALLATION



REVISION	
REVISION #	DATE
4	07/29/21

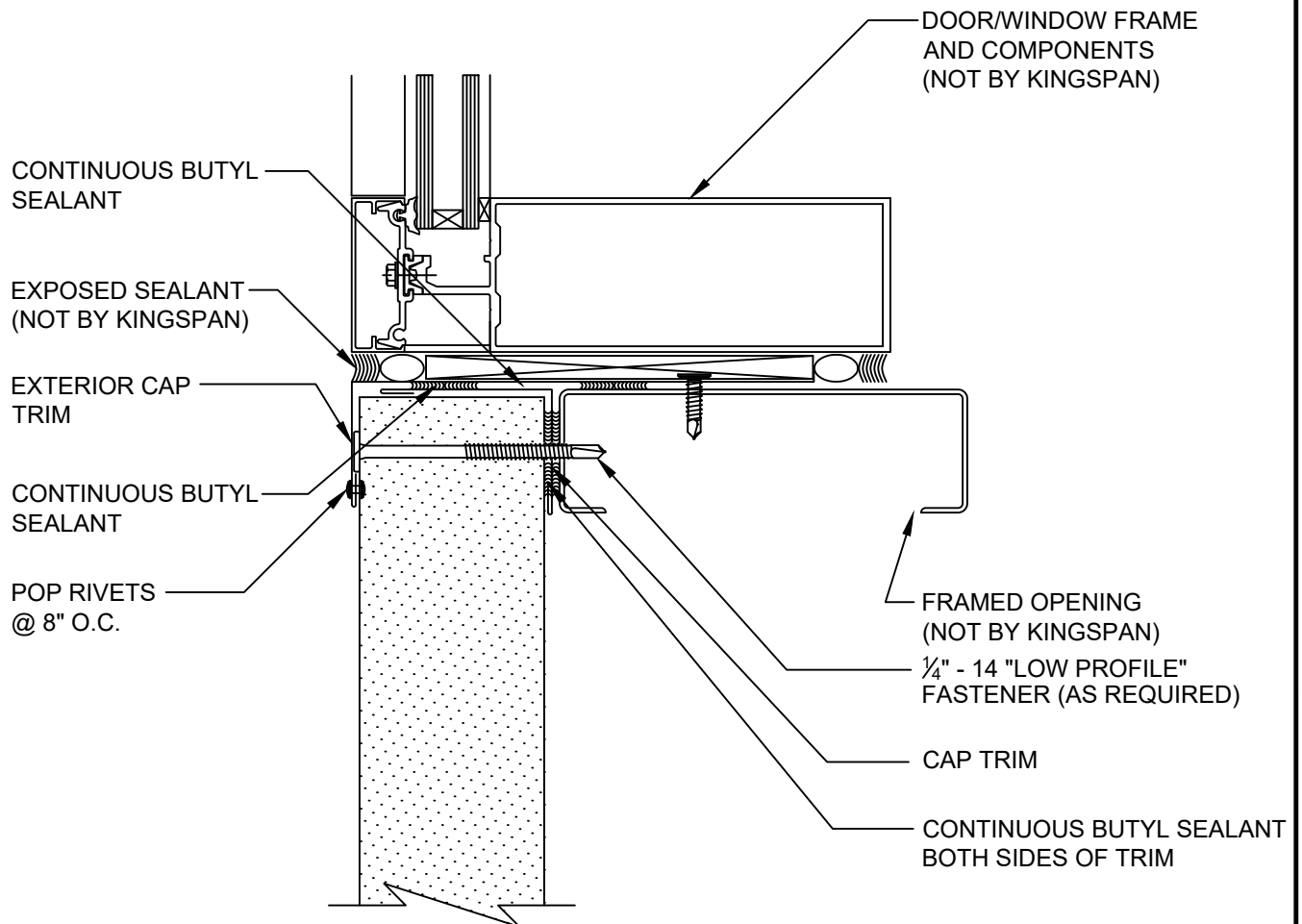
FRAMED OPENING - SILL  
1- PIECE TRIM

DETAIL #: CI-FO-14-KSH

RELEASE: 2021

  
**Kingspan.**  
www.kingspanpanels.us  
www.kingspanpanels.ca

# KS SERIES - HORIZONTAL INSTALLATION



REVISION	
REVISION #	DATE
4	07/29/21

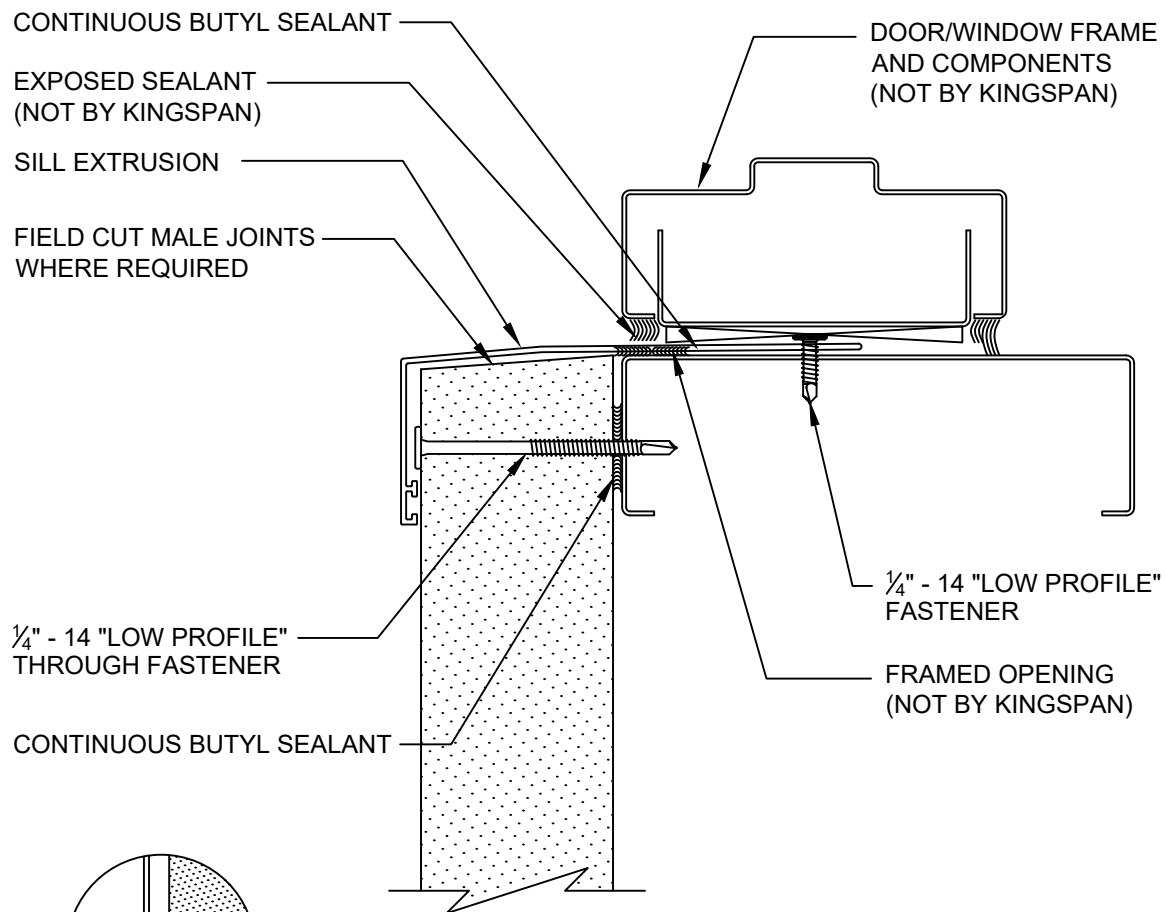
FRAMED OPENING - SILL  
STOREFRONT

DETAIL #: CI-FO-15-KSH

RELEASE: 2021

  
**Kingspan.**  
[www.kingspanpanels.us](http://www.kingspanpanels.us)  
[www.kingspanpanels.ca](http://www.kingspanpanels.ca)

# KS SERIES - HORIZONTAL INSTALLATION



CONTINUOUS BUTYL SEALANT

EXPOSED SEALANT  
(NOT BY KINGSPAN)

SILL EXTRUSION

FIELD CUT MALE JOINTS  
WHERE REQUIRED

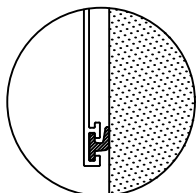
DOOR/WINDOW FRAME  
AND COMPONENTS  
(NOT BY KINGSPAN)

1/4" - 14 "LOW PROFILE"  
THROUGH FASTENER

1/4" - 14 "LOW PROFILE"  
FASTENER

FRAMED OPENING  
(NOT BY KINGSPAN)

CONTINUOUS BUTYL SEALANT



OPTIONAL WIPER  
GASKET  
(FIELD INSTALLED)

REVISION	
REVISION #	DATE
0	01/01/21

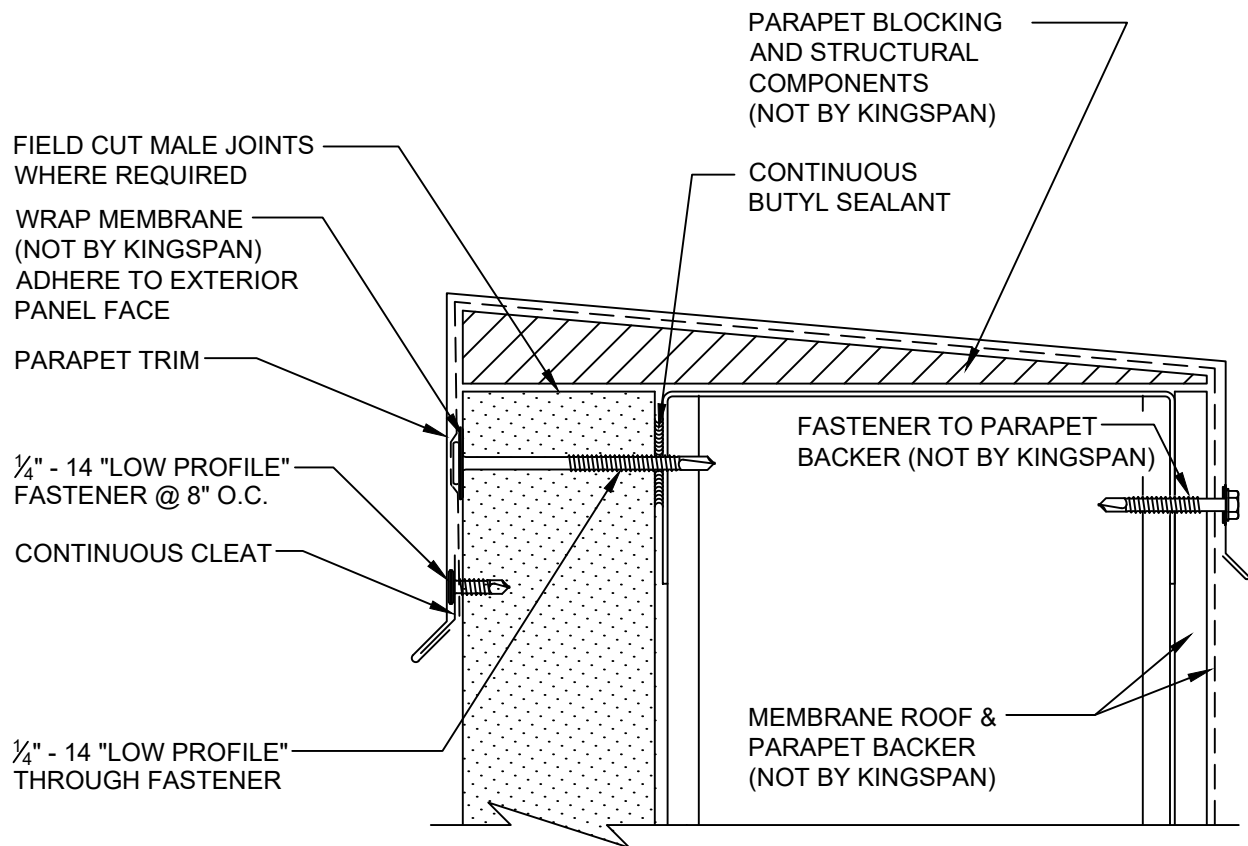
FRAMED OPENING - SILL  
EXTRUSION

DETAIL #: CI-FO-16-KSH

RELEASE: 2021

**Kingspan.**  
www.kingspanpanels.us  
www.kingspanpanels.ca

# KS SERIES - HORIZONTAL INSTALLATION



REVISION	
REVISION #	DATE
0	01/01/21

PARAPET - FIELD CUT  
PANEL -  
FLUSH TRIM

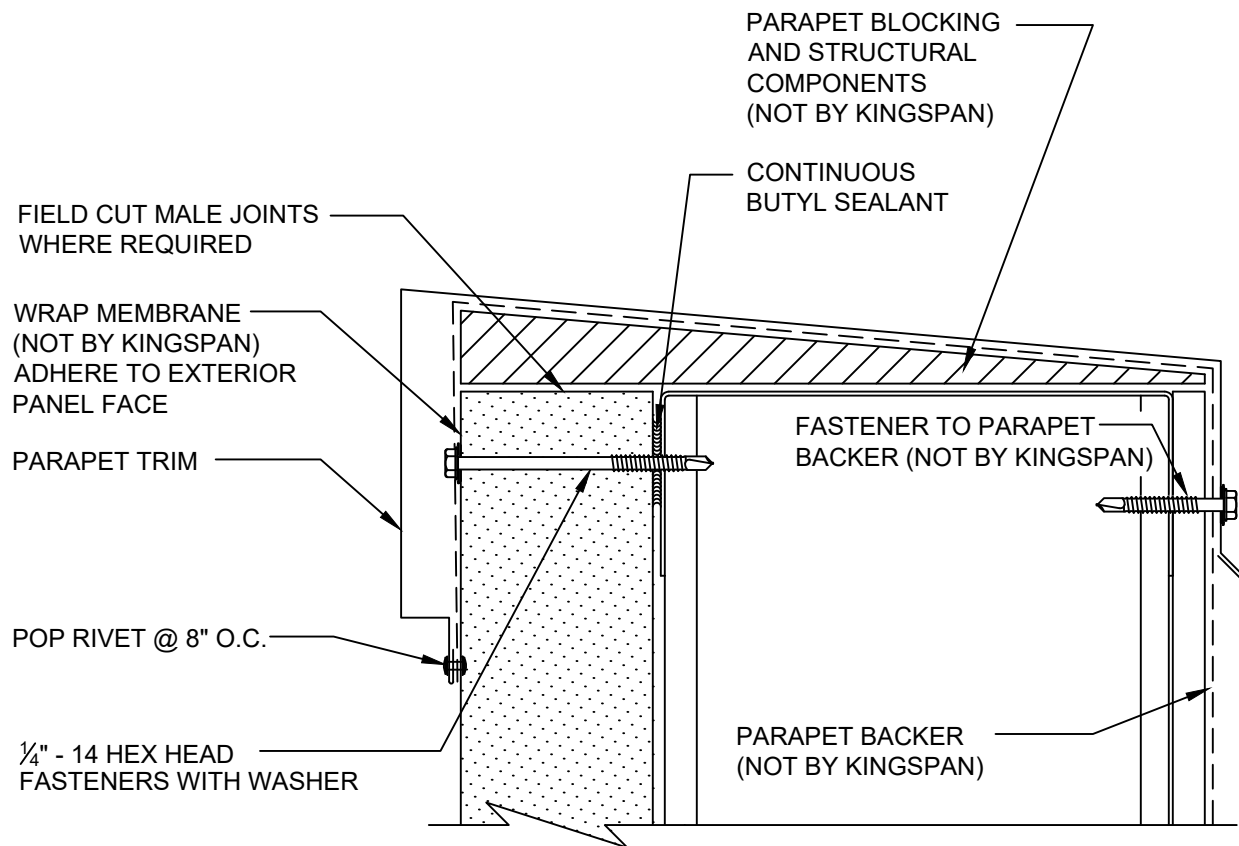
DETAIL #: CI-PR-01-KSH

RELEASE: 2021

  
**Kingspan.**  
[www.kingspanpanels.us](http://www.kingspanpanels.us)  
[www.kingspanpanels.ca](http://www.kingspanpanels.ca)



# KS SERIES - HORIZONTAL INSTALLATION



REVISION	
REVISION #	DATE
0	01/01/21

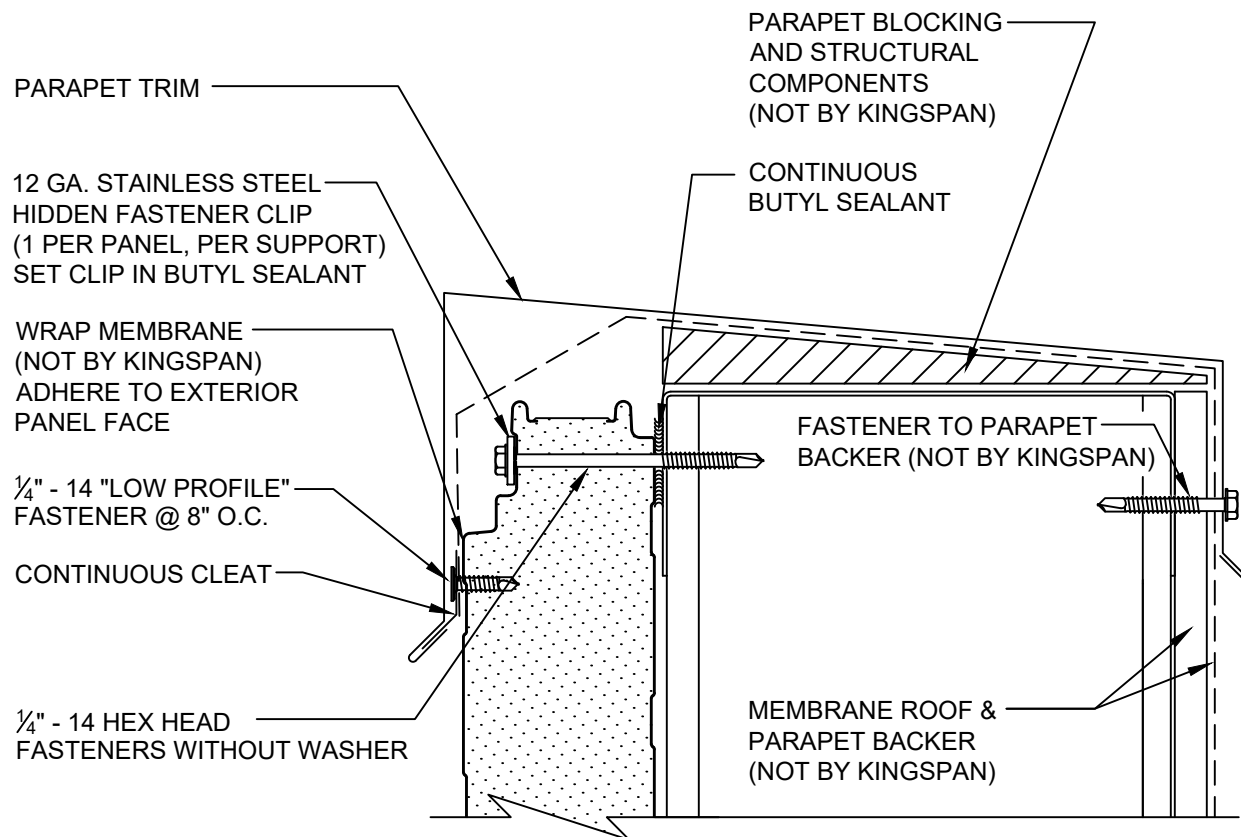
PARAPET - FIELD CUT  
PANEL -  
PROFILED TRIM

DETAIL #: CI-PR-02-KSH

RELEASE: 2021

  
**Kingspan.**  
[www.kingspanpanels.us](http://www.kingspanpanels.us)  
[www.kingspanpanels.ca](http://www.kingspanpanels.ca)

# KS SERIES - HORIZONTAL INSTALLATION



REVISION	
REVISION #	DATE
0	01/01/21

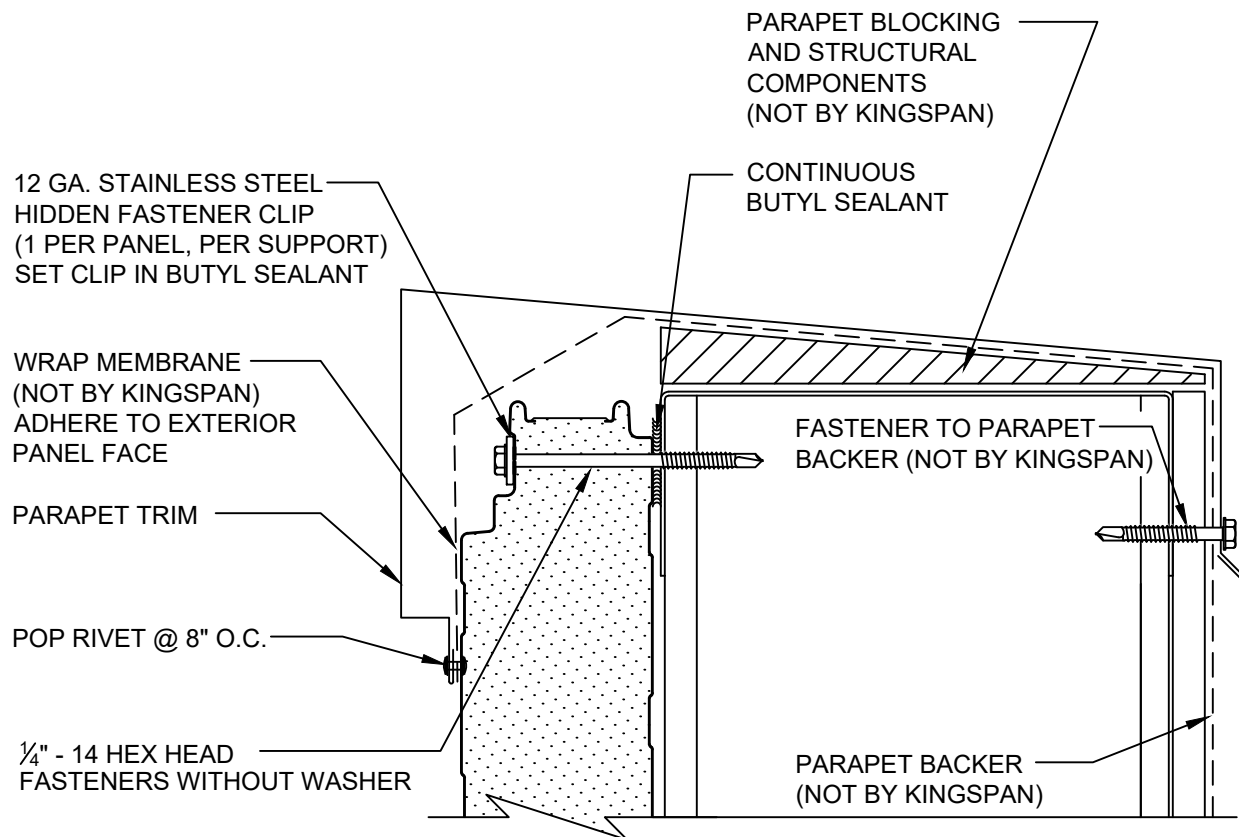
PARAPET - PANEL JOINT  
FLUSH TRIM

DETAIL #: CI-PR-03-KSH

RELEASE: 2021

  
**Kingspan.**  
www.kingspanpanels.us  
www.kingspanpanels.ca

# KS SERIES - HORIZONTAL INSTALLATION



REVISION	
REVISION #	DATE
0	01/01/21

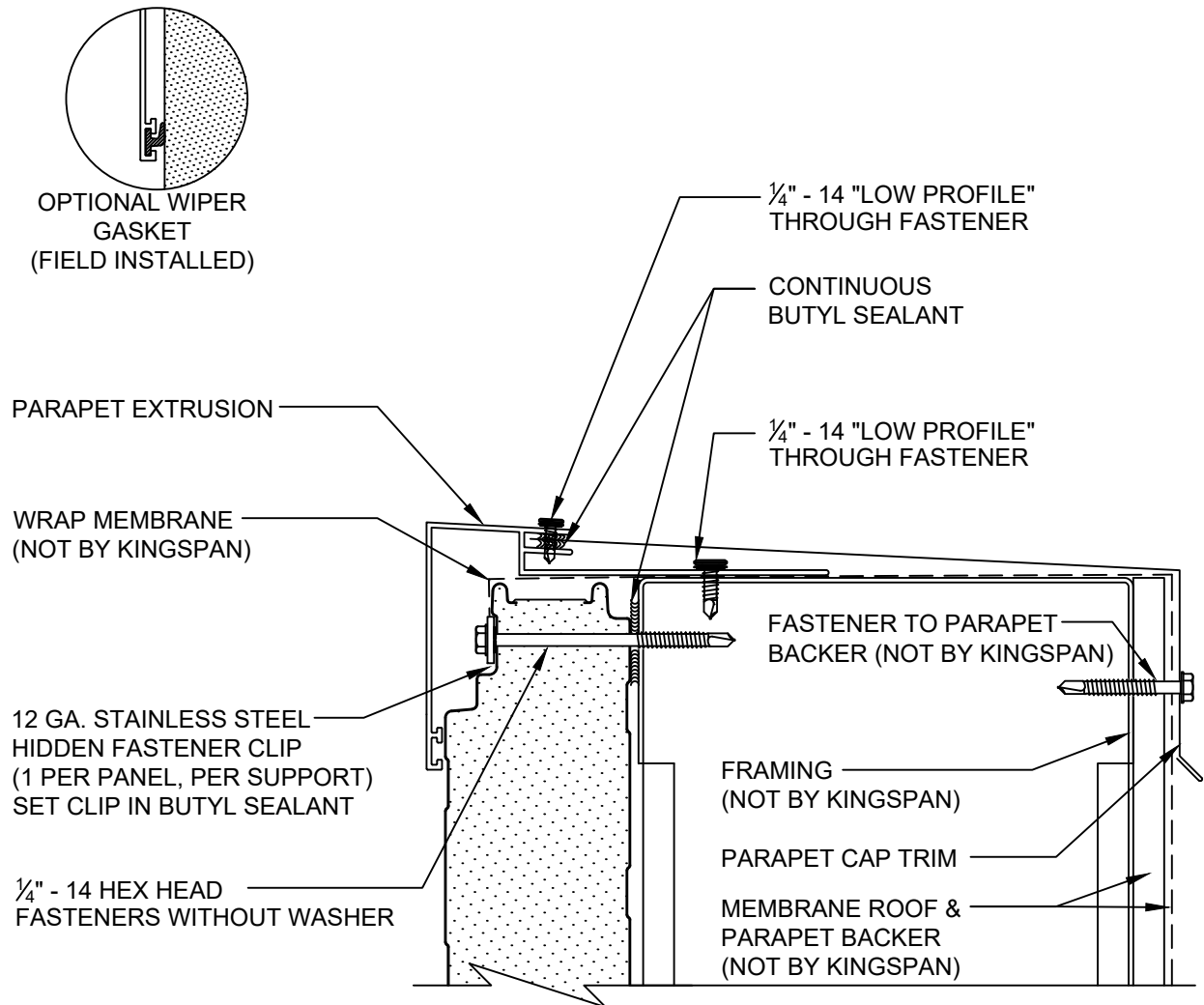
PARAPET - PANEL JOINT  
PROFILED TRIM

DETAIL #: CI-PR-04-KSH

RELEASE: 2021

  
**Kingspan.**  
[www.kingspanpanels.us](http://www.kingspanpanels.us)  
[www.kingspanpanels.ca](http://www.kingspanpanels.ca)

# KS SERIES - HORIZONTAL INSTALLATION



REVISION	
REVISION #	DATE
0	01/01/21

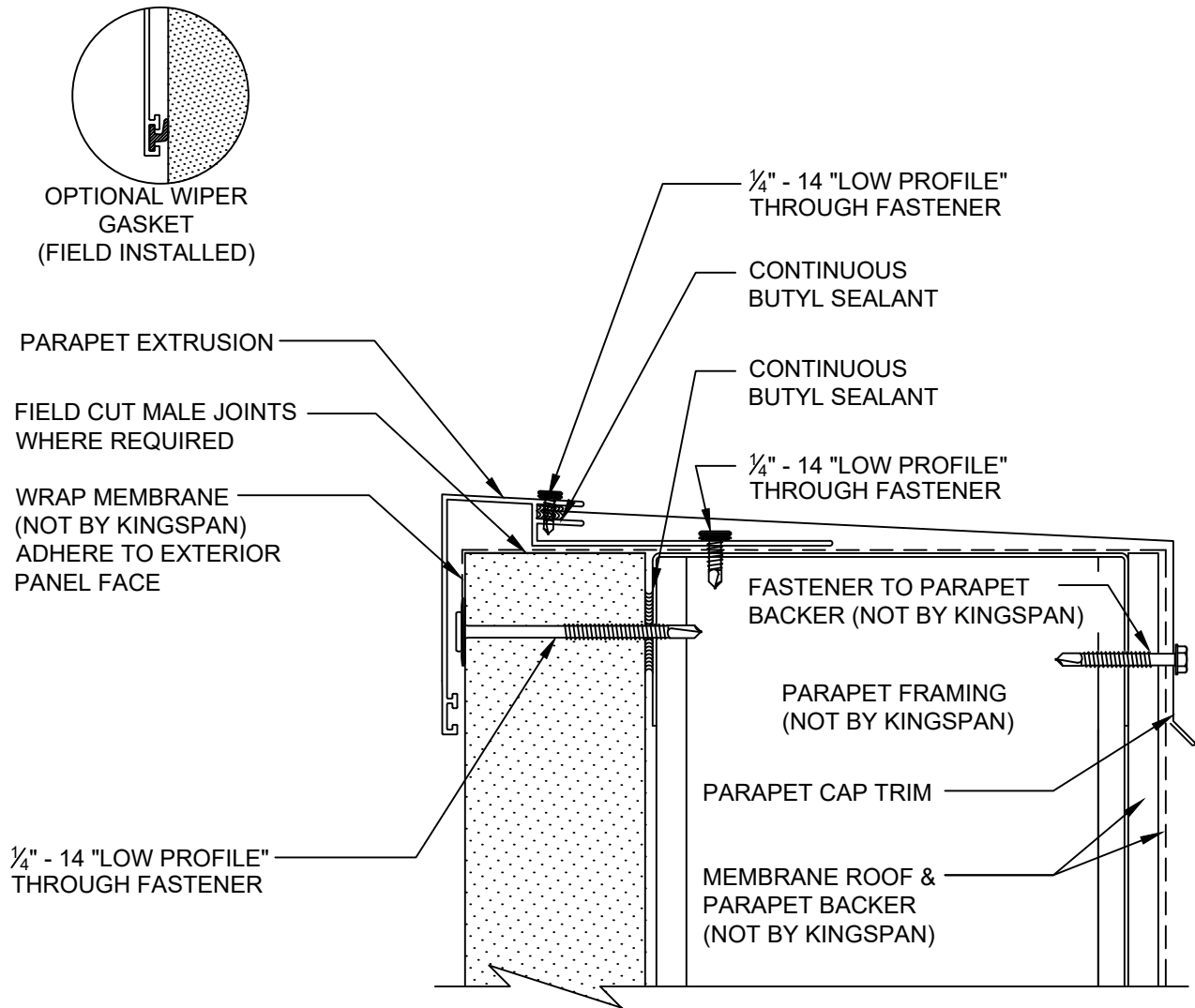
PARAPET - PANEL JOINT  
EXTRUSION

DETAIL #: CI-PR-05-KSH

RELEASE: 2021

  
**Kingspan.**  
www.kingspanpanels.us  
www.kingspanpanels.ca

# KS SERIES - HORIZONTAL INSTALLATION



REVISION	
REVISION #	DATE
0	01/01/21

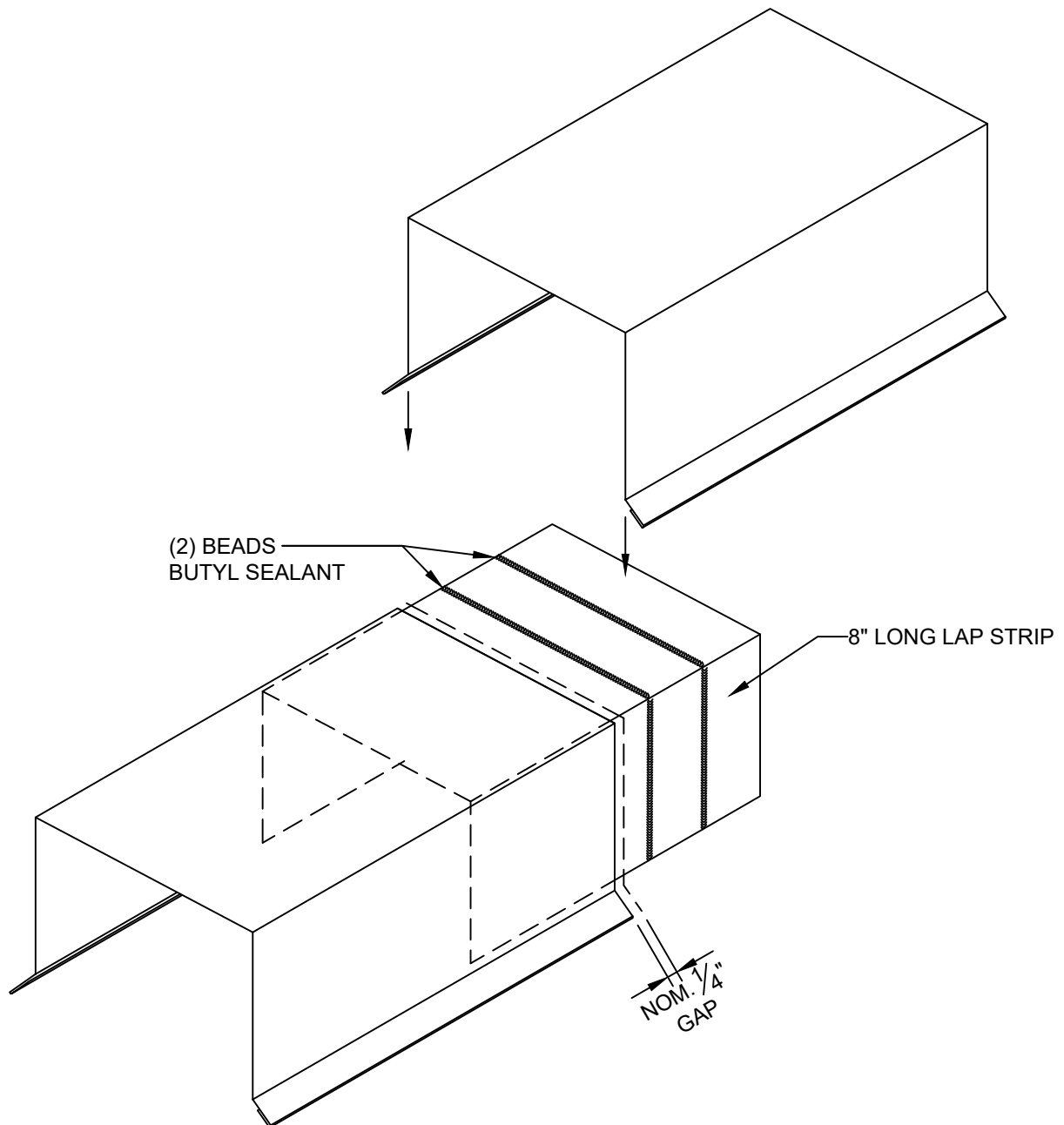
PARAPET - FIELD CUT  
PANEL -  
EXTRUSION

DETAIL #: CI-PR-06-KSH

RELEASE: 2021

  
**Kingspan.**  
www.kingspanpanels.us  
www.kingspanpanels.ca

# KS SERIES - HORIZONTAL INSTALLATION



REVISION	
REVISION #	DATE
0	01/01/21

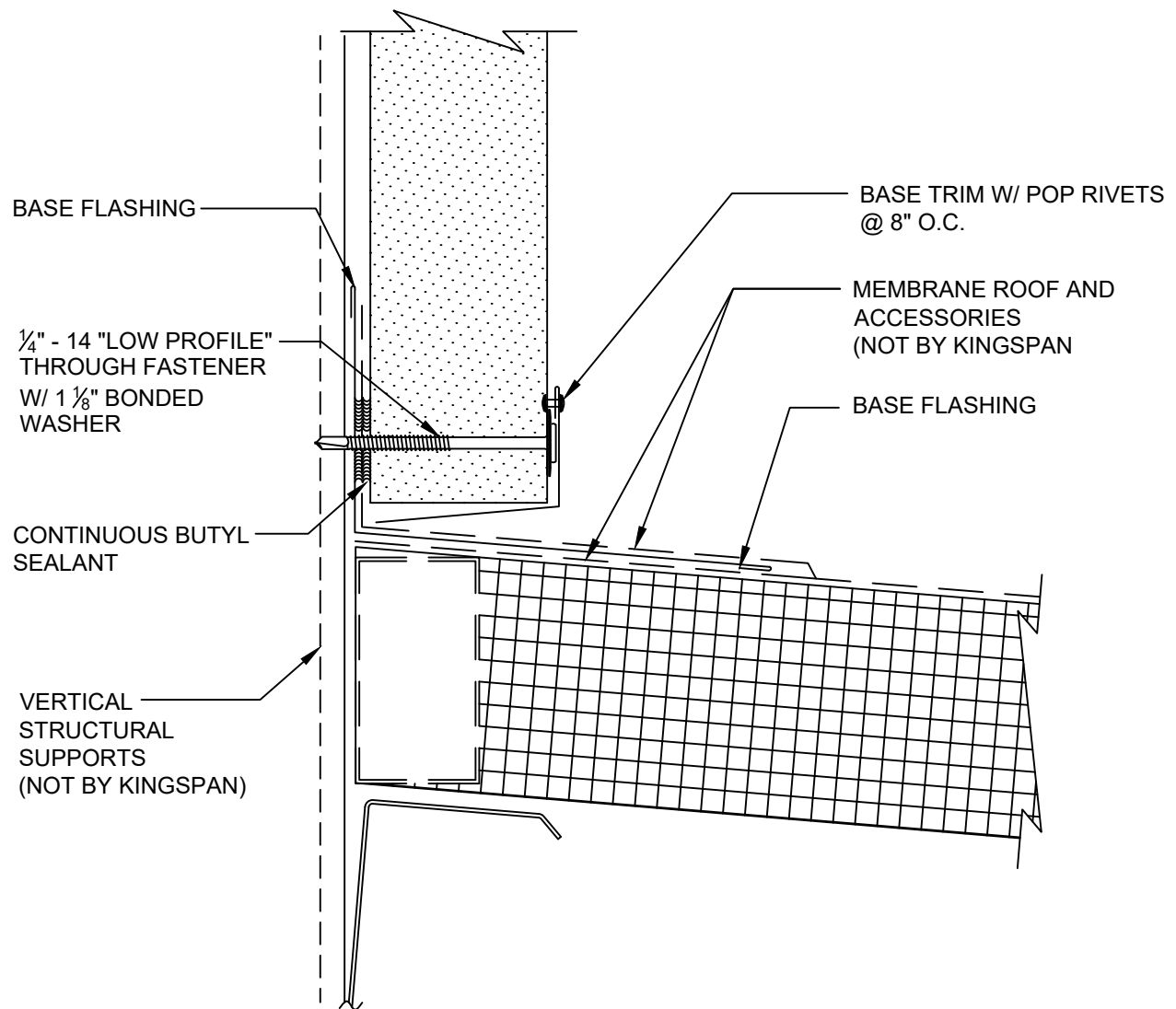
PARAPET - LAP STRIP  
INSTALLATION

DETAIL #: CI-PR-07-KSH

RELEASE: 2021

  
**Kingspan.**  
[www.kingspanpanels.us](http://www.kingspanpanels.us)  
[www.kingspanpanels.ca](http://www.kingspanpanels.ca)

# KS SERIES - HORIZONTAL INSTALLATION



REVISION	
REVISION #	DATE
0	01/01/21

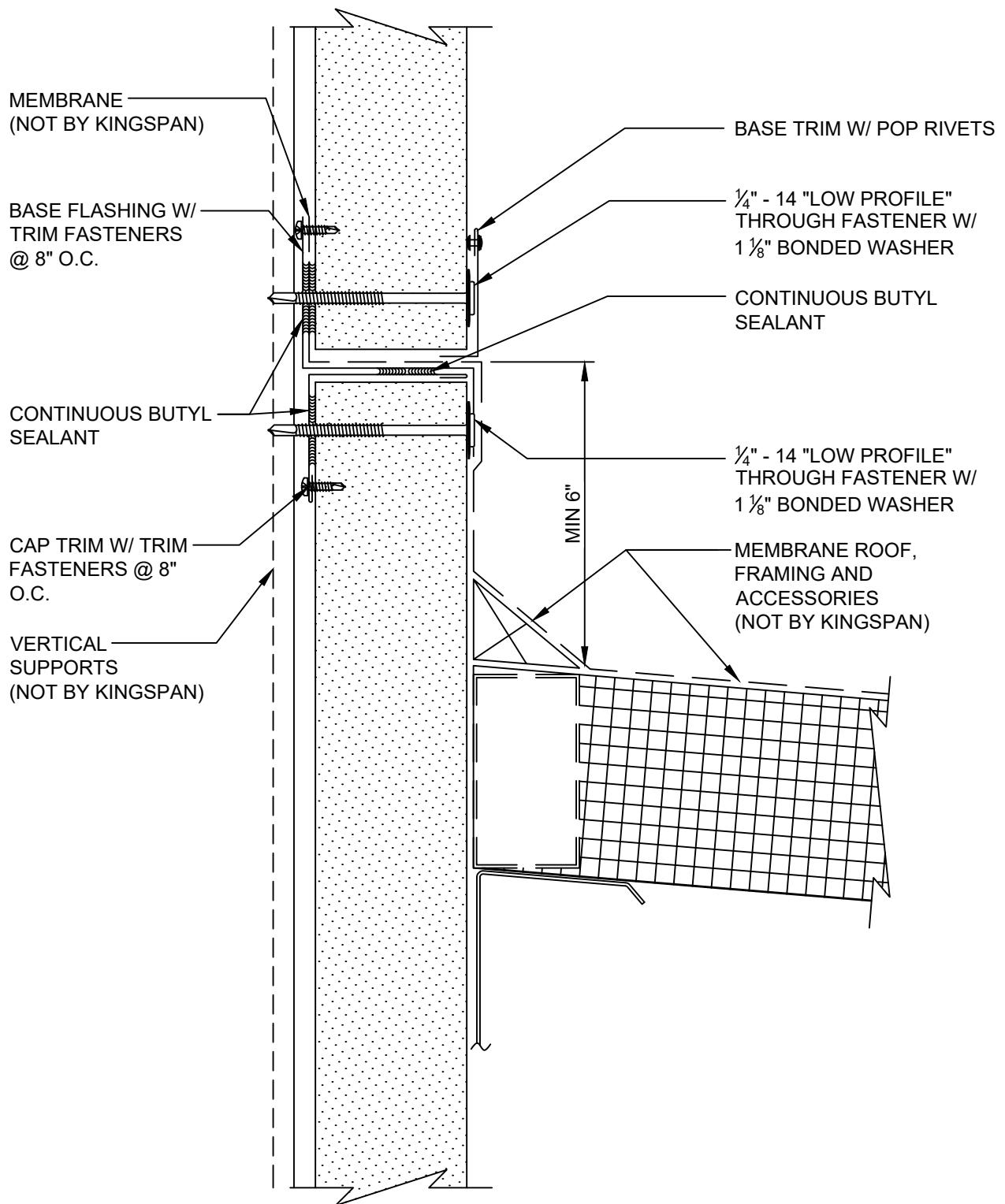
WALL TO ROOF

DETAIL #: CI-WR-01-KSH

RELEASE: 2021

  
**Kingspan.**  
[www.kingspanpanels.us](http://www.kingspanpanels.us)  
[www.kingspanpanels.ca](http://www.kingspanpanels.ca)

# KS SERIES - HORIZONTAL INSTALLATION



REVISION	
REVISION #	DATE
0	01/01/21

CONTINUOUS WALL AT  
ROOF / CANOPY

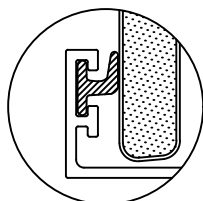
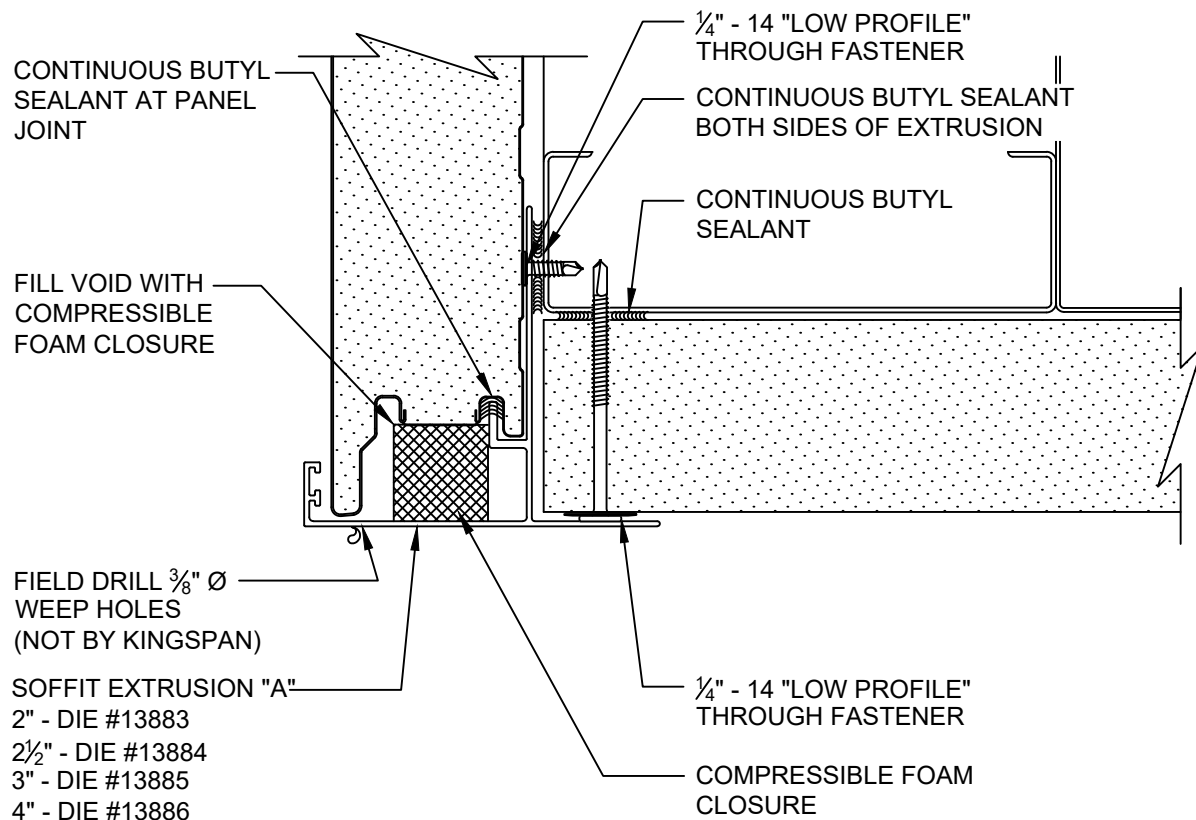
DETAIL #: CI-WR-02-KSH

RELEASE: 2021

  
**Kingspan.**  
[www.kingspanpanels.us](http://www.kingspanpanels.us)  
[www.kingspanpanels.ca](http://www.kingspanpanels.ca)



# KS SERIES - HORIZONTAL INSTALLATION



OPTIONAL WIPER GASKET  
(FIELD INSTALLED)

REVISION	
REVISION #	DATE
5	01/04/22

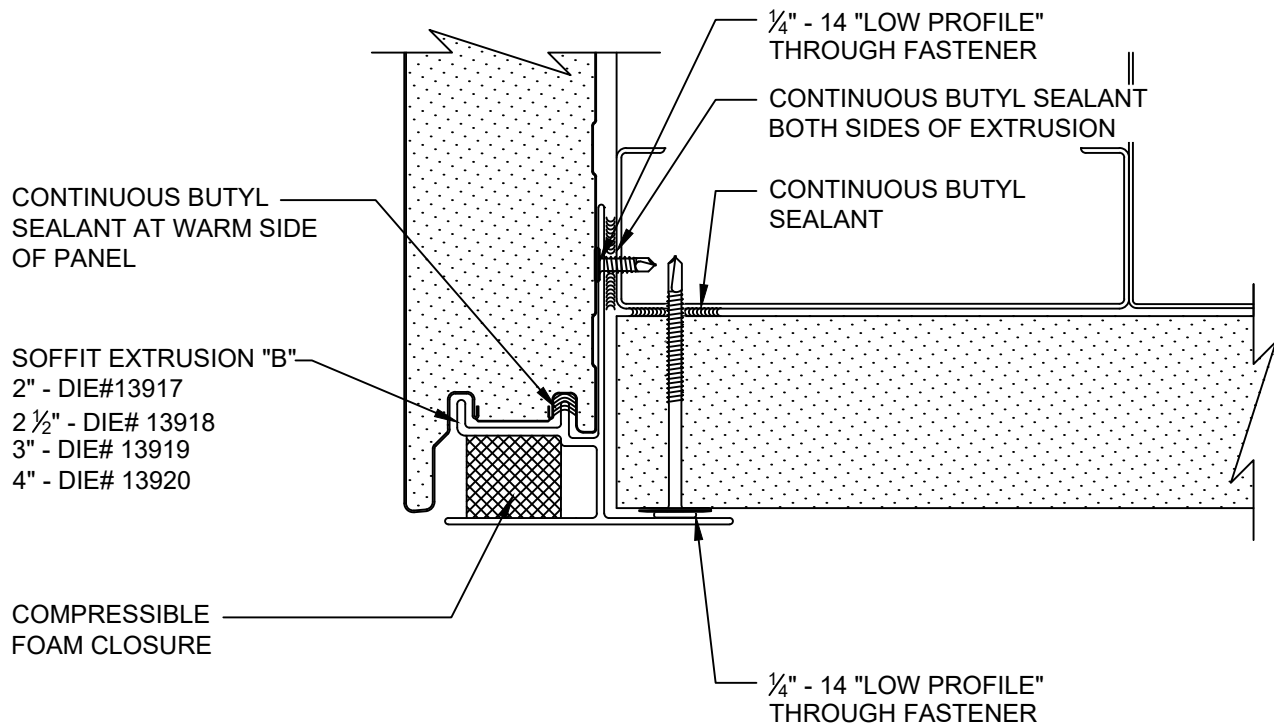
WALL TO SOFFIT W/  
SOFFIT EXTRUSION "A"

DETAIL #: CI-SO-01-KSH

RELEASE: 2021

**Kingspan.**  
www.kingspanpanels.us  
www.kingspanpanels.ca

# KS SERIES - HORIZONTAL INSTALLATION



REVISION	
REVISION #	DATE
5	01/04/22

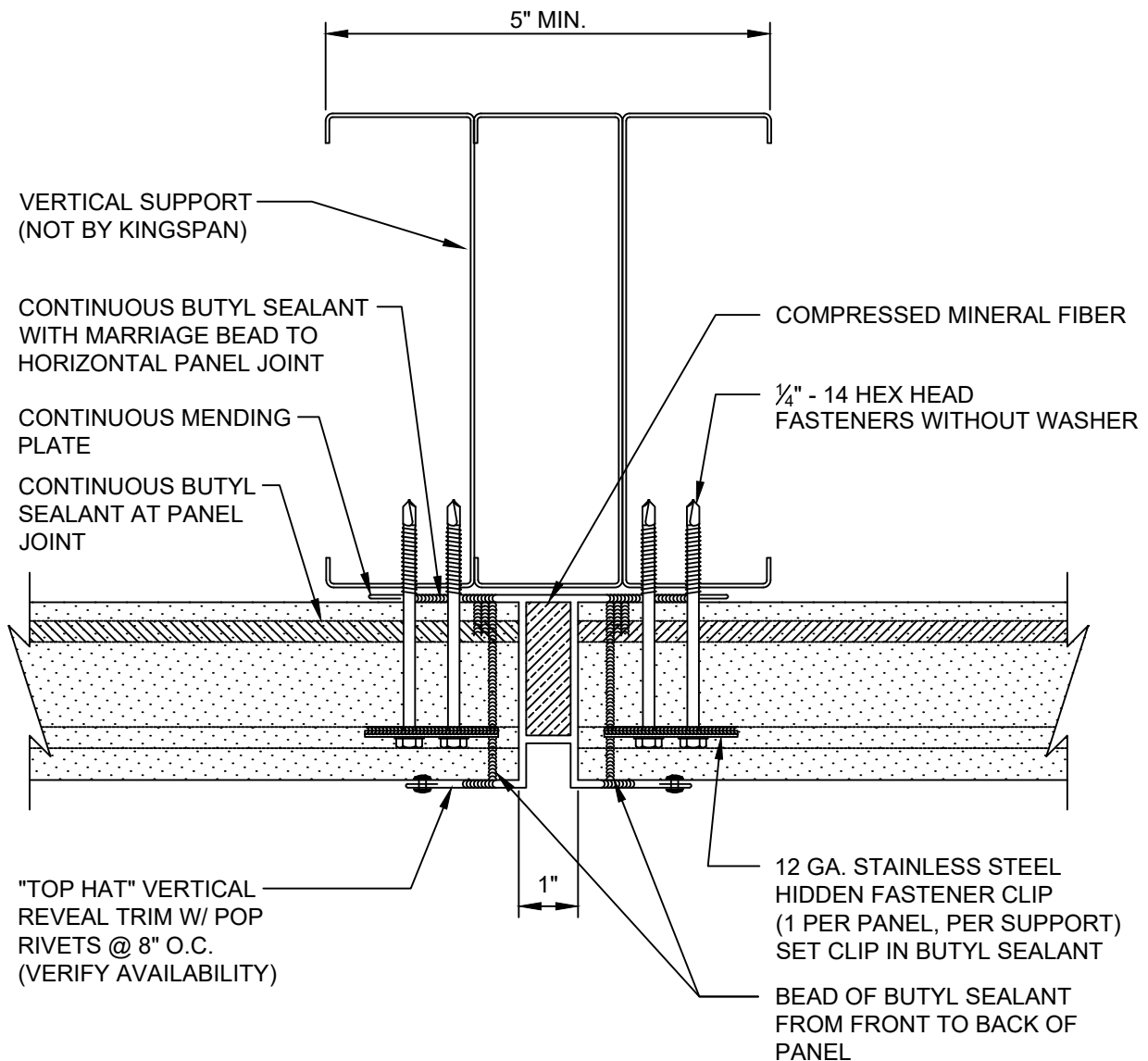
WALL TO SOFFIT W/  
SOFFIT EXTRUSION "B"

DETAIL #: CI-SO-02-KSH

RELEASE: 2021

  
**Kingspan.**  
[www.kingspanpanels.us](http://www.kingspanpanels.us)  
[www.kingspanpanels.ca](http://www.kingspanpanels.ca)

# KS SERIES - HORIZONTAL INSTALLATION



NOTE: SEE INSTALLATION  
SEQUENCE AT BASE CONDITION  
CI-VJ-07 THROUGH CI-VJ-13

REVISION	
REVISION #	DATE
5	01/04/22

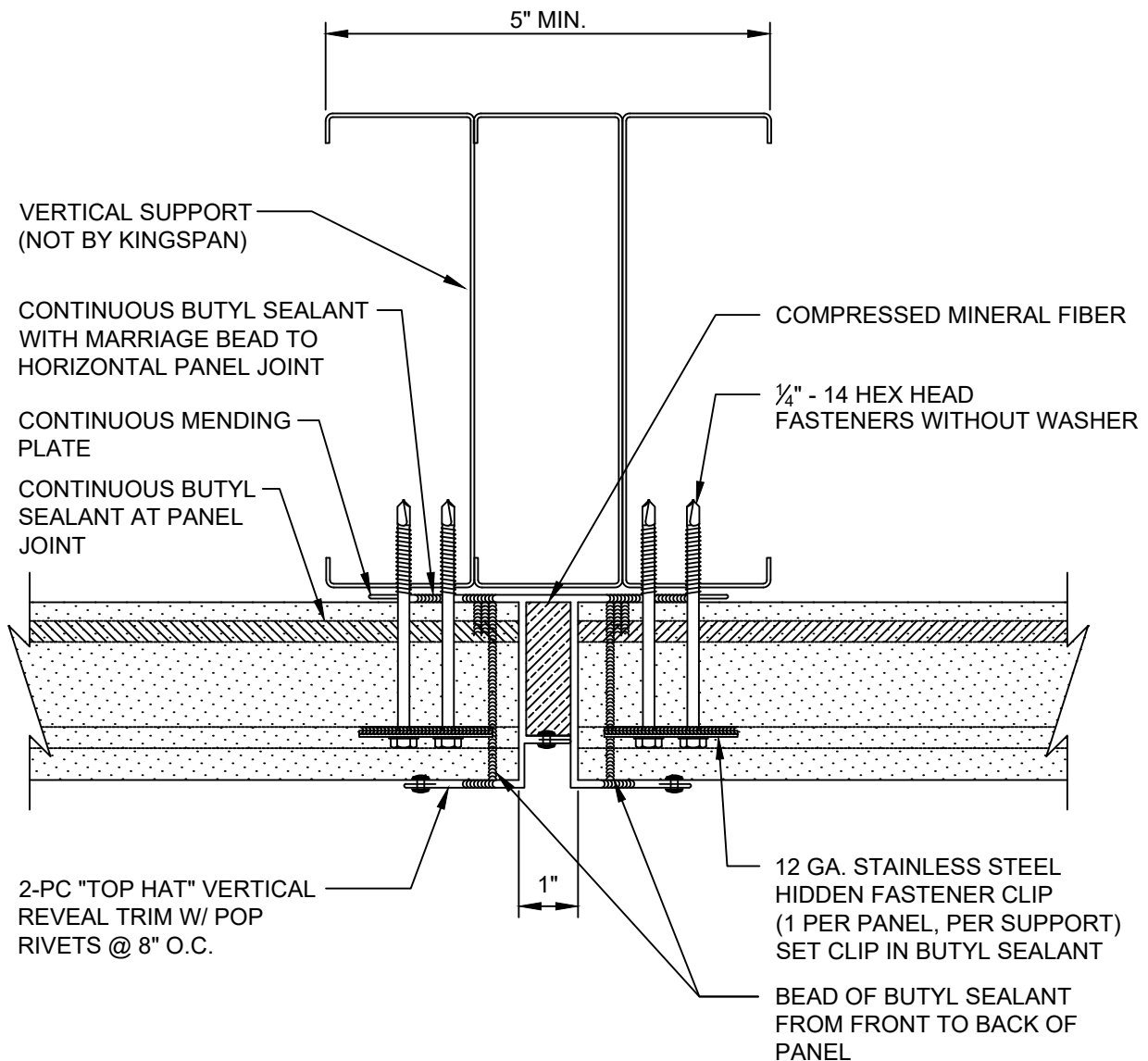
VERTICAL JOINT W/ 1-PC  
TOP HAT TRIM

DETAIL #: CI-VJ-01A-KSH

RELEASE: 2021

  
**Kingspan.**  
www.kingspanpanels.us  
www.kingspanpanels.ca

# KS SERIES - HORIZONTAL INSTALLATION



NOTE: SEE INSTALLATION  
SEQUENCE AT BASE CONDITION  
CI-VJ-07 THROUGH CI-VJ-13

REVISION	
REVISION #	DATE
5	01/04/22

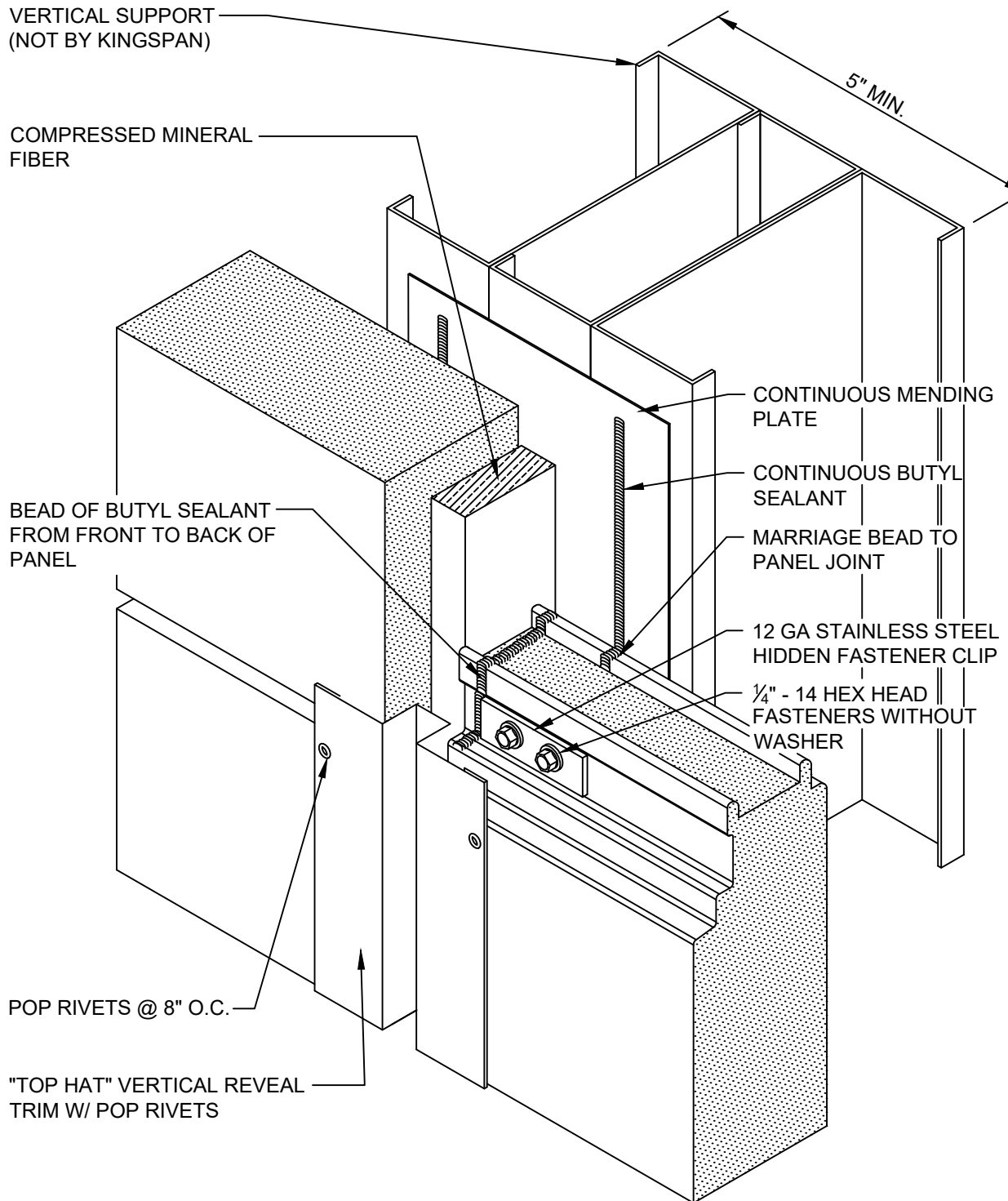
VERTICAL JOINT W/ 2-PC  
TOP HAT TRIM

DETAIL #: CI-VJ-01B-KSH

RELEASE: 2021

  
**Kingspan.**  
www.kingspanpanels.us  
www.kingspanpanels.ca

# KS SERIES - HORIZONTAL INSTALLATION



NOTE: SEE INSTALLATION  
SEQUENCE AT BASE CONDITION  
CI-VJ-07 THROUGH CI-VJ-13

REVISION	
REVISION #	DATE
1	01/27/21

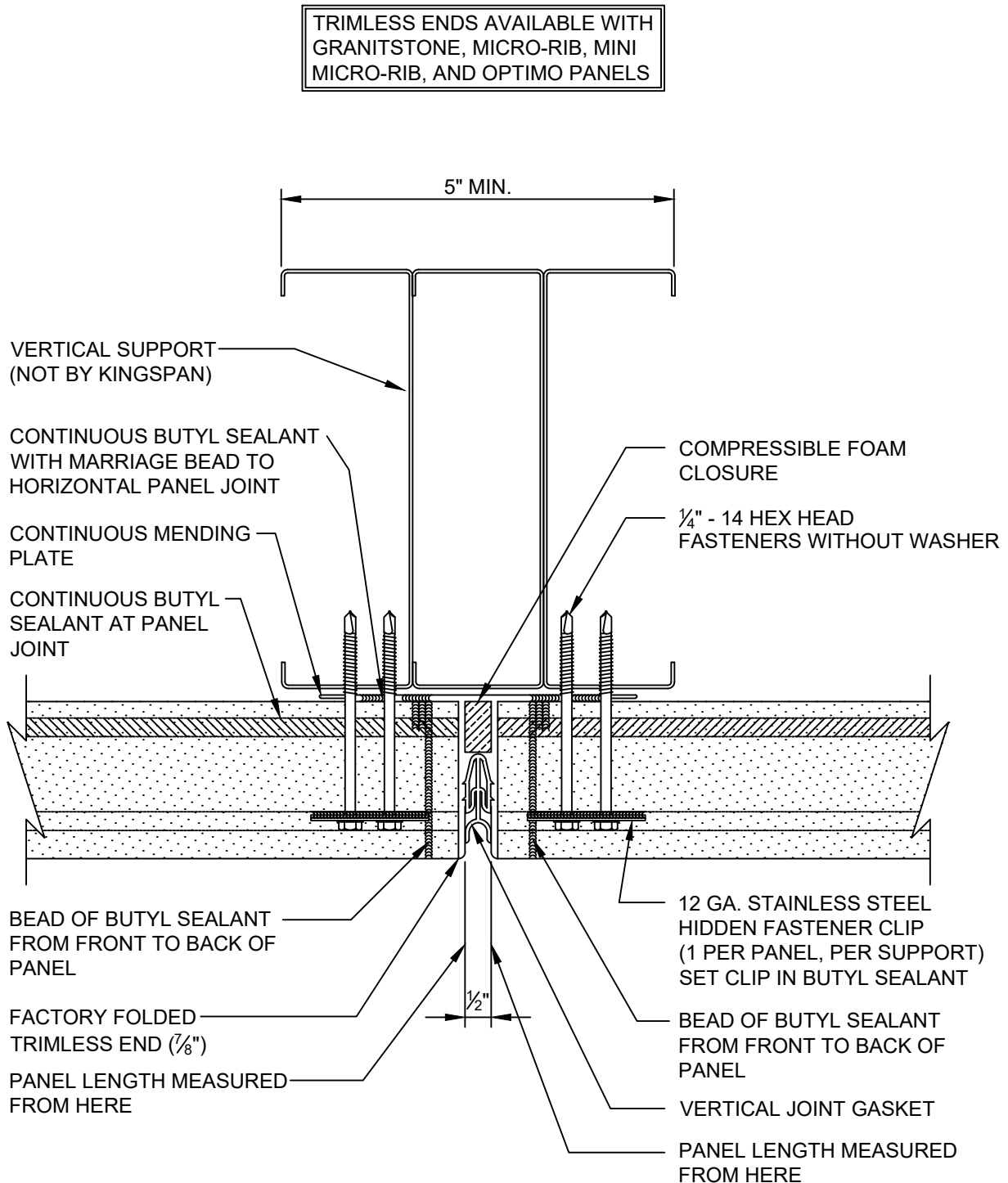
VERTICAL JOINT W/ TRIM  
ISOMETRIC

DETAIL #: CI-VJ-02-KSH

RELEASE: 2021

  
**Kingspan.**  
www.kingspanpanels.us  
www.kingspanpanels.ca

# KS SERIES - HORIZONTAL INSTALLATION



NOTE: SEE INSTALLATION  
SEQUENCE AT BASE CONDITION  
CI-VJ-07 THROUGH CI-VJ-13

REVISION	
REVISION #	DATE
0	01/01/21

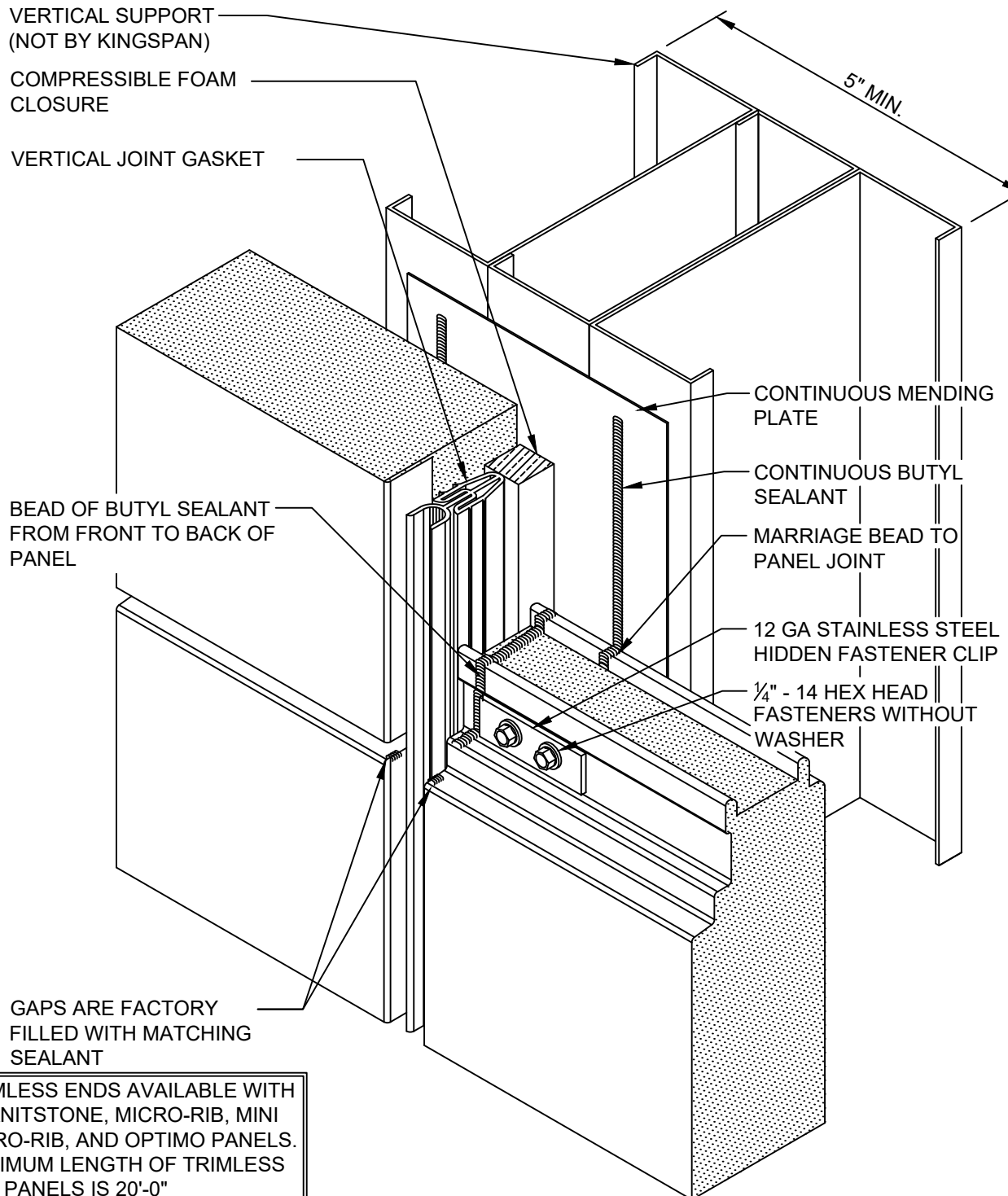
VERTICAL JOINT W/  
TRIM-LESS ENDS

DETAIL #: CI-VJ-03-KSH

RELEASE: 2021

  
**Kingspan.**  
www.kingspanpanels.us  
www.kingspanpanels.ca

# KS SERIES - HORIZONTAL INSTALLATION



TRIMLESS ENDS AVAILABLE WITH  
GRANITSTONE, MICRO-RIB, MINI  
MICRO-RIB, AND OPTIMO PANELS.  
MAXIMUM LENGTH OF TRIMLESS  
END PANELS IS 20'-0"

NOTE: SEE INSTALLATION  
SEQUENCE AT BASE CONDITION  
CI-VJ-07 THROUGH CI-VJ-13

REVISION	
REVISION #	DATE
0	01/01/21

VERTICAL JOINT W/  
TRIM-LESS ENDS  
ISOMETRIC

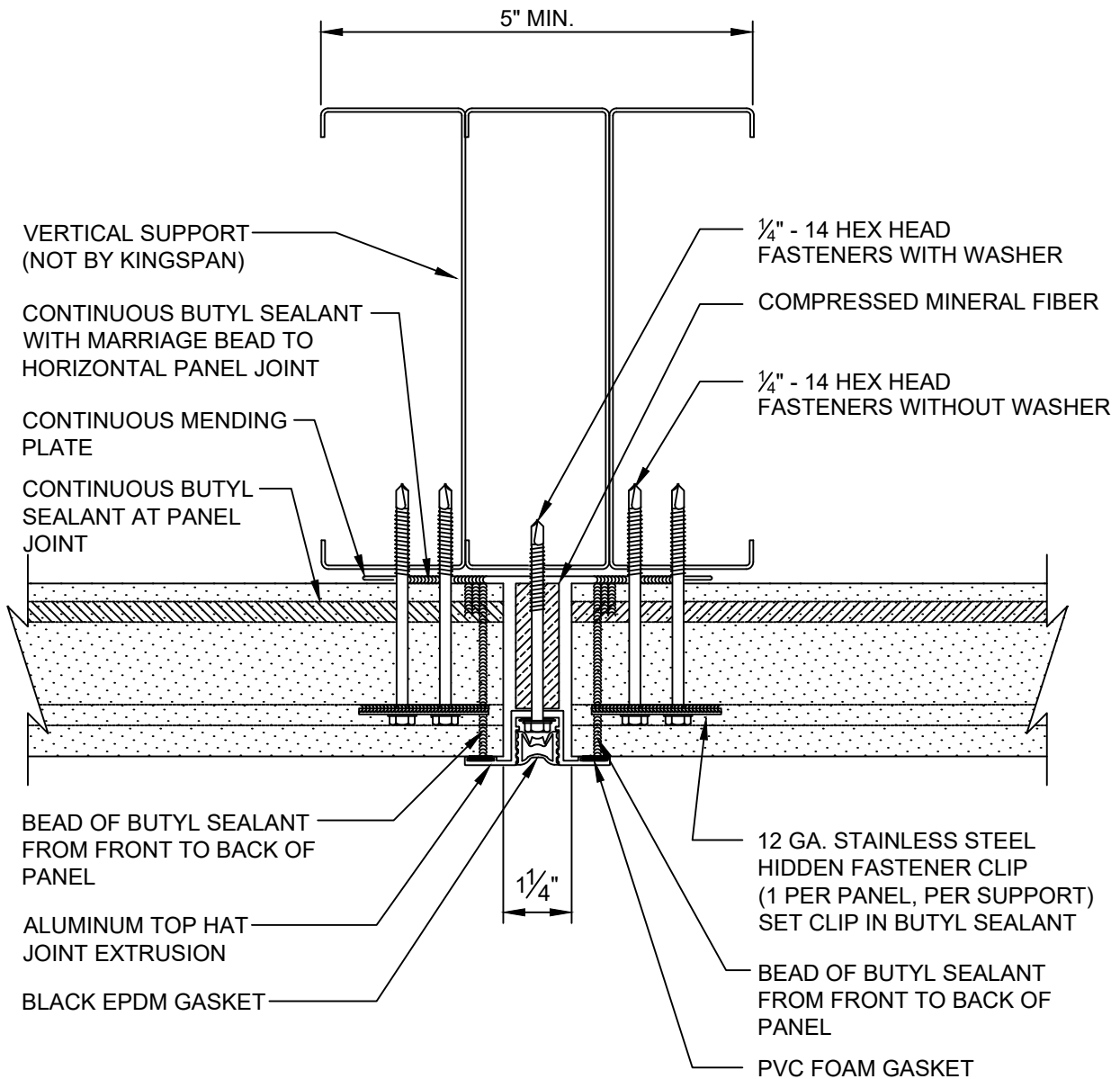
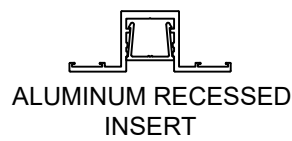

DETAIL #: CI-VJ-04-KSH

RELEASE: 2021

  
**Kingspan.**  
www.kingspanpanels.us  
www.kingspanpanels.ca

# KS SERIES - HORIZONTAL INSTALLATION

## ALUMINUM JOINT EXTRUSION ALTERNATIVES



NOTE: SEE INSTALLATION  
SEQUENCE AT BASE CONDITION  
CI-VJ-07 THROUGH CI-VJ-13

REVISION	
REVISION #	DATE
1	01/27/21

VERTICAL JOINT W/  
EXTRUSION

DETAIL #: CI-VJ-05-KSH

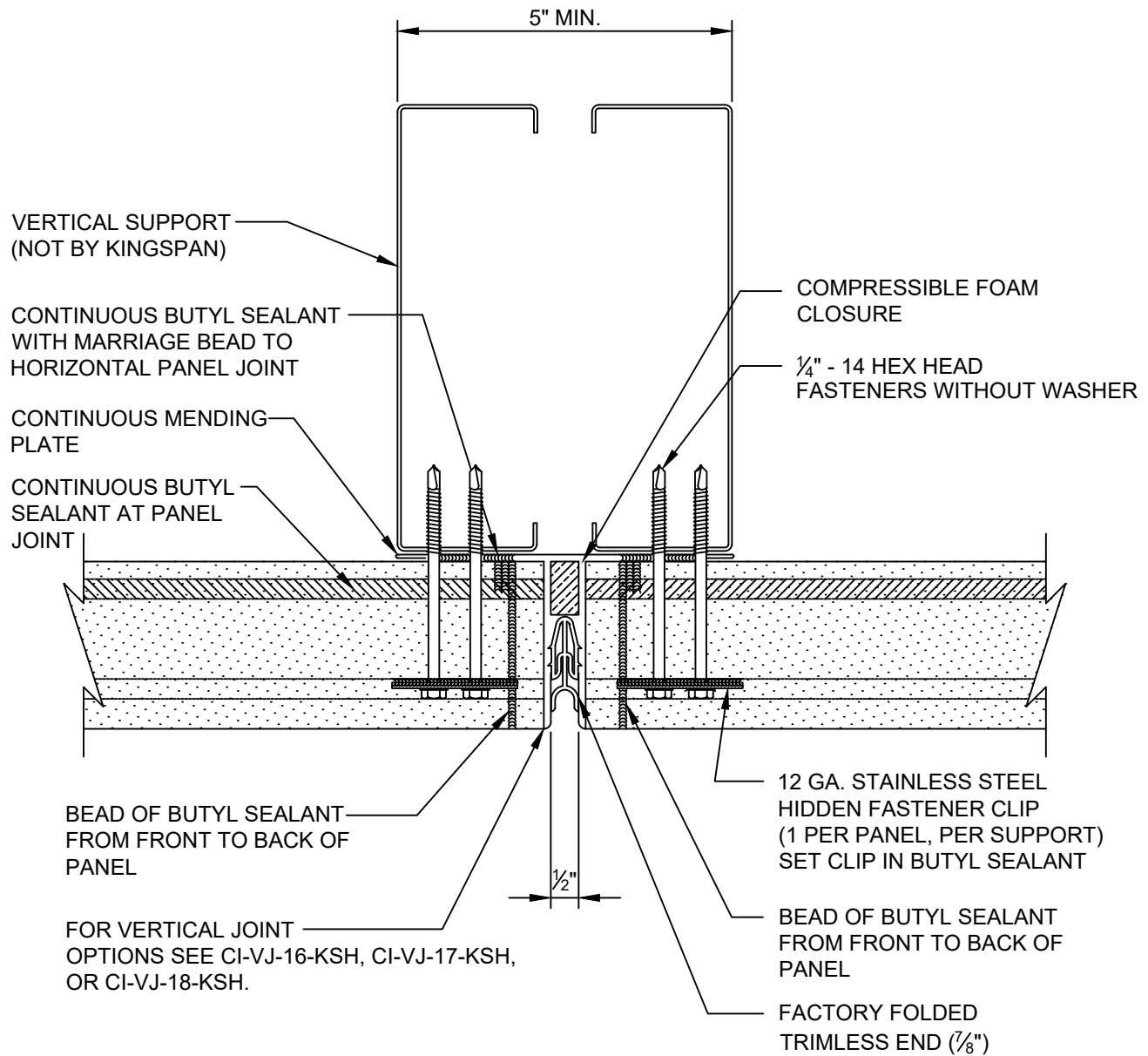
RELEASE: 2021

  
**Kingspan.**  
www.kingspanpanels.us  
www.kingspanpanels.ca



# KS SERIES - HORIZONTAL INSTALLATION

TRIMLESS ENDS AVAILABLE WITH  
GRANITSTONE, MICRO-RIB, MINI  
MICRO-RIB, AND OPTIMO PANELS



NOTE: SEE INSTALLATION  
SEQUENCE AT BASE CONDITION  
CI-VJ-07 THROUGH CI-VJ-13

REVISION	
REVISION #	DATE
0	01/01/21

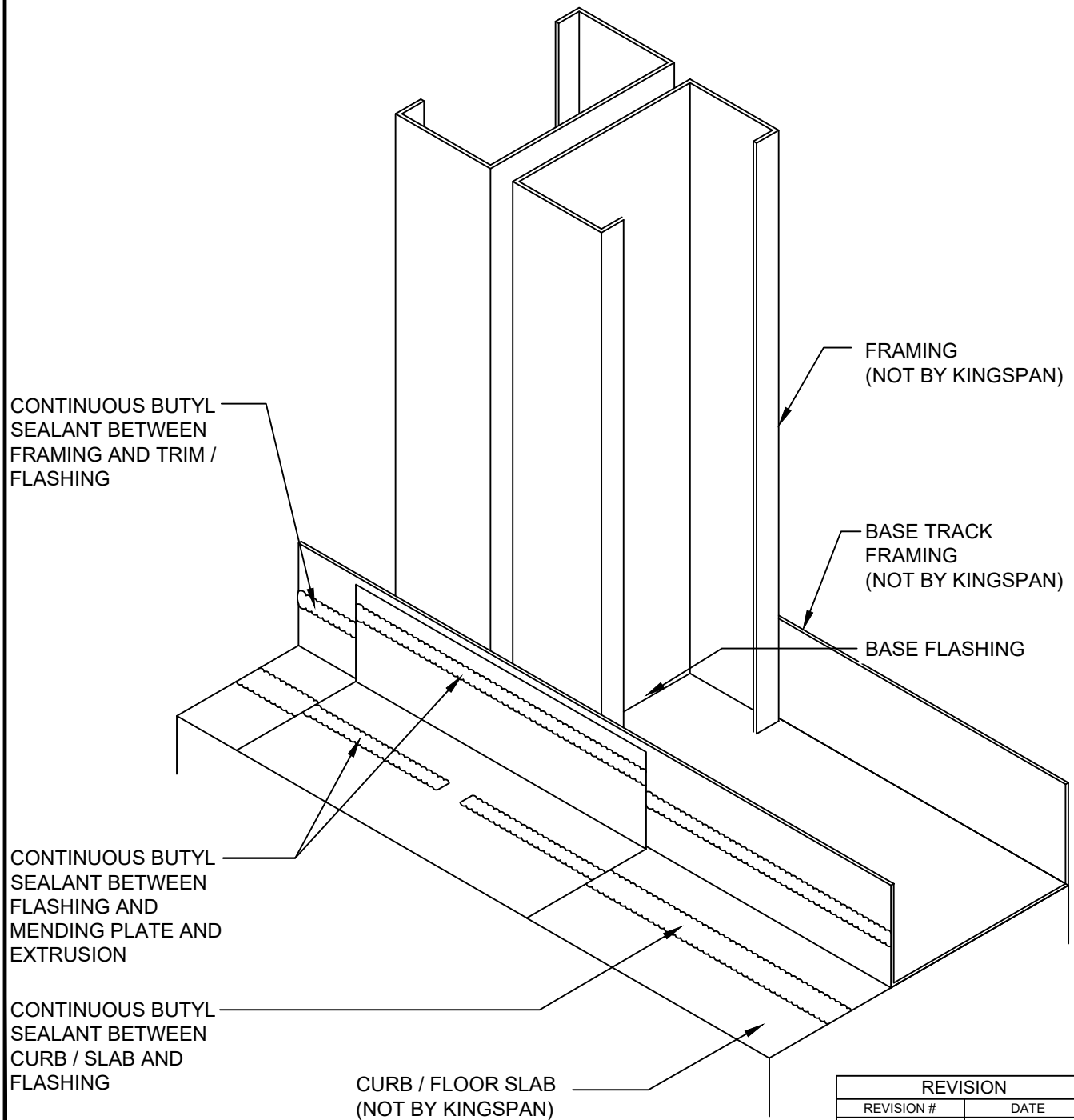
VERTICAL JOINT W/  
ALTERNATE FRAMING

DETAIL #: CI-VJ-06-KSH

RELEASE: 2021

  
**Kingspan.**  
www.kingspanpanels.us  
www.kingspanpanels.ca

# KS SERIES - HORIZONTAL INSTALLATION



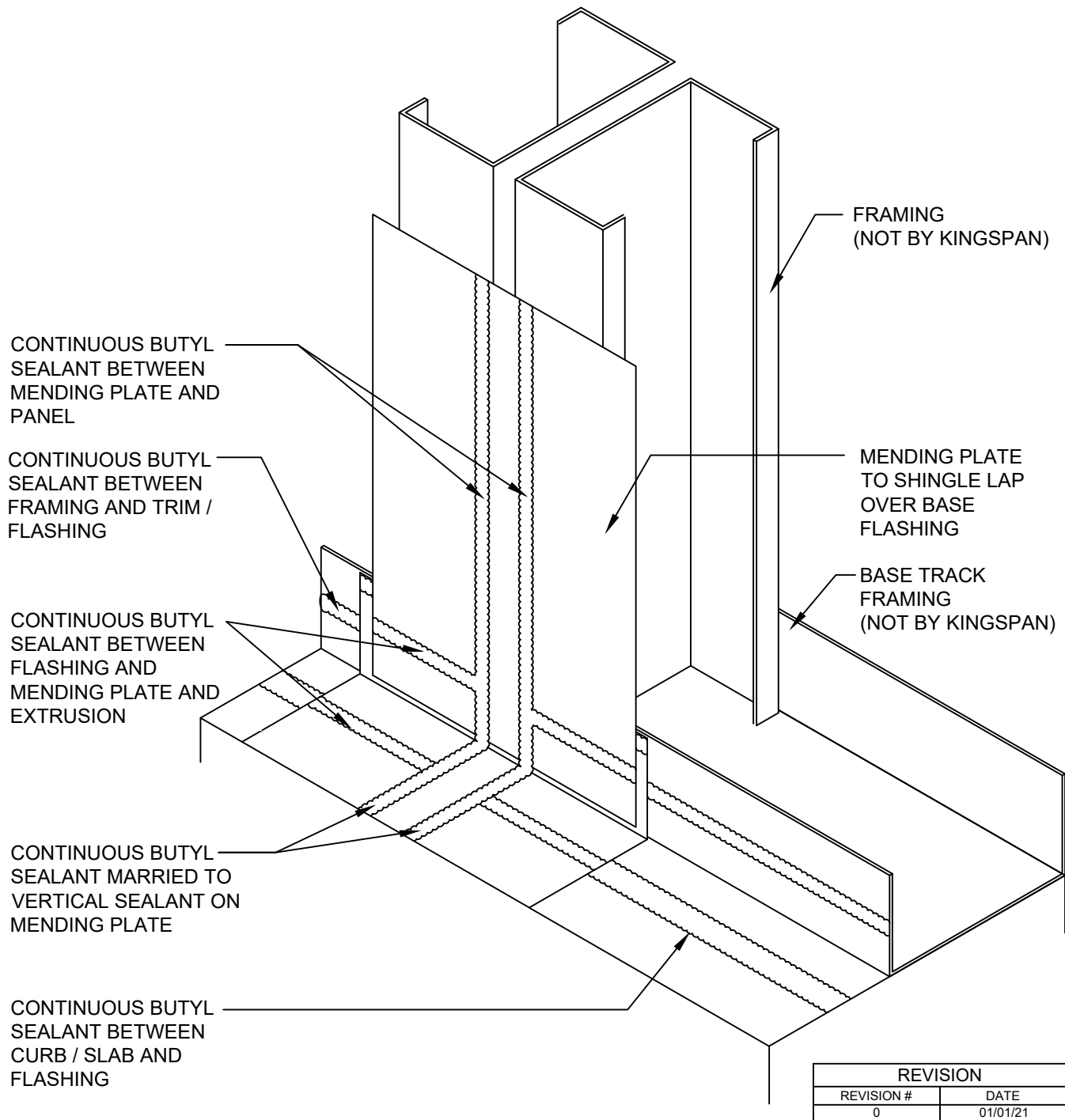
VERTICAL JOINT W/ BASE  
EXTRUSION  
INSTALLATION SEQUENCE

DETAIL #: CI-VJ-07-KSH

RELEASE: 2021

  
**Kingspan.**  
[www.kingspanpanels.us](http://www.kingspanpanels.us)  
[www.kingspanpanels.ca](http://www.kingspanpanels.ca)

# KS SERIES - HORIZONTAL INSTALLATION



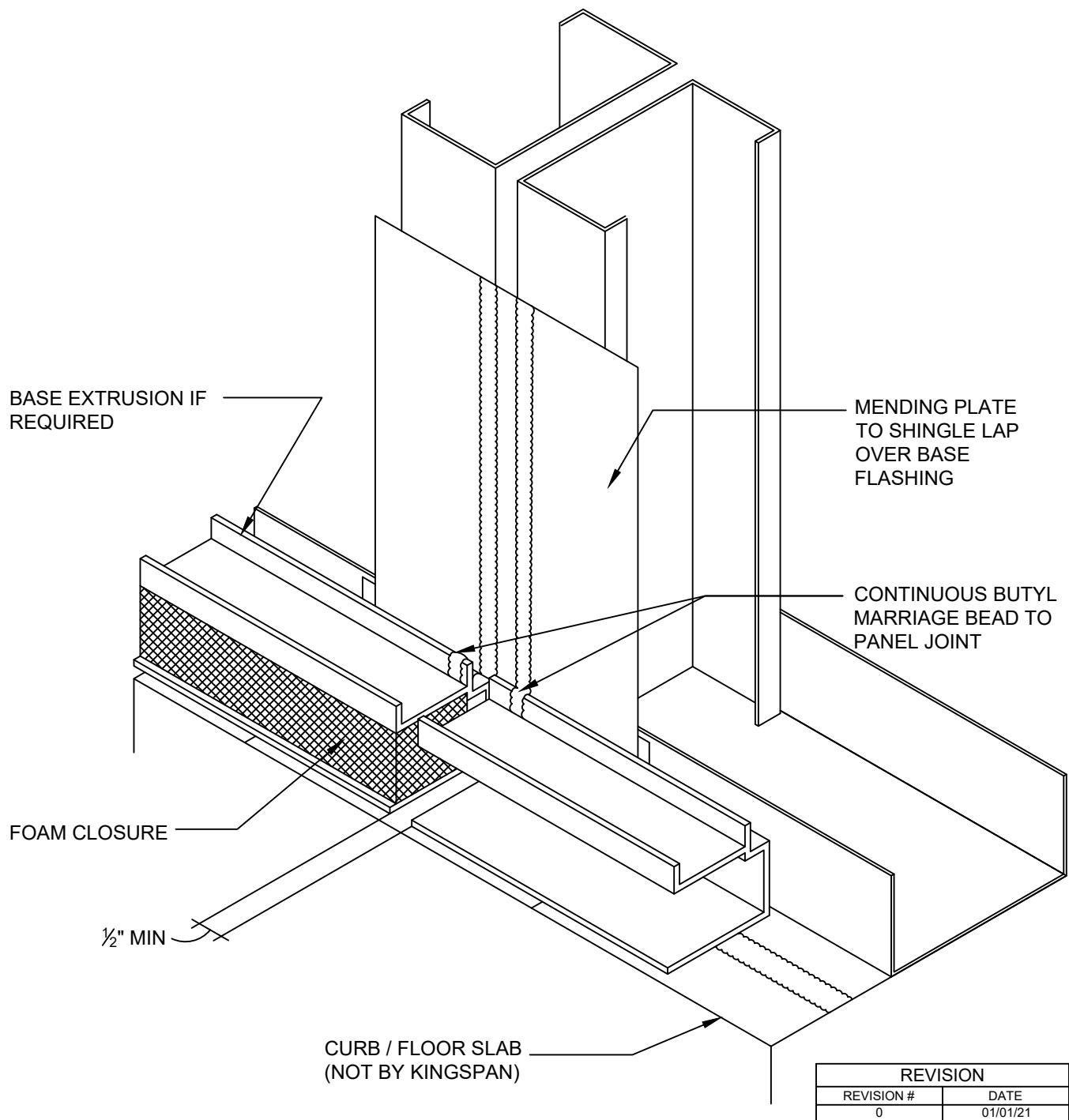
VERTICAL JOINT W/ BASE  
EXTRUSION  
INSTALLATION SEQUENCE

DETAIL #: CI-VJ-08-KSH

RELEASE: 2021

  
**Kingspan.**  
[www.kingspanpanels.us](http://www.kingspanpanels.us)  
[www.kingspanpanels.ca](http://www.kingspanpanels.ca)

# KS SERIES - HORIZONTAL INSTALLATION



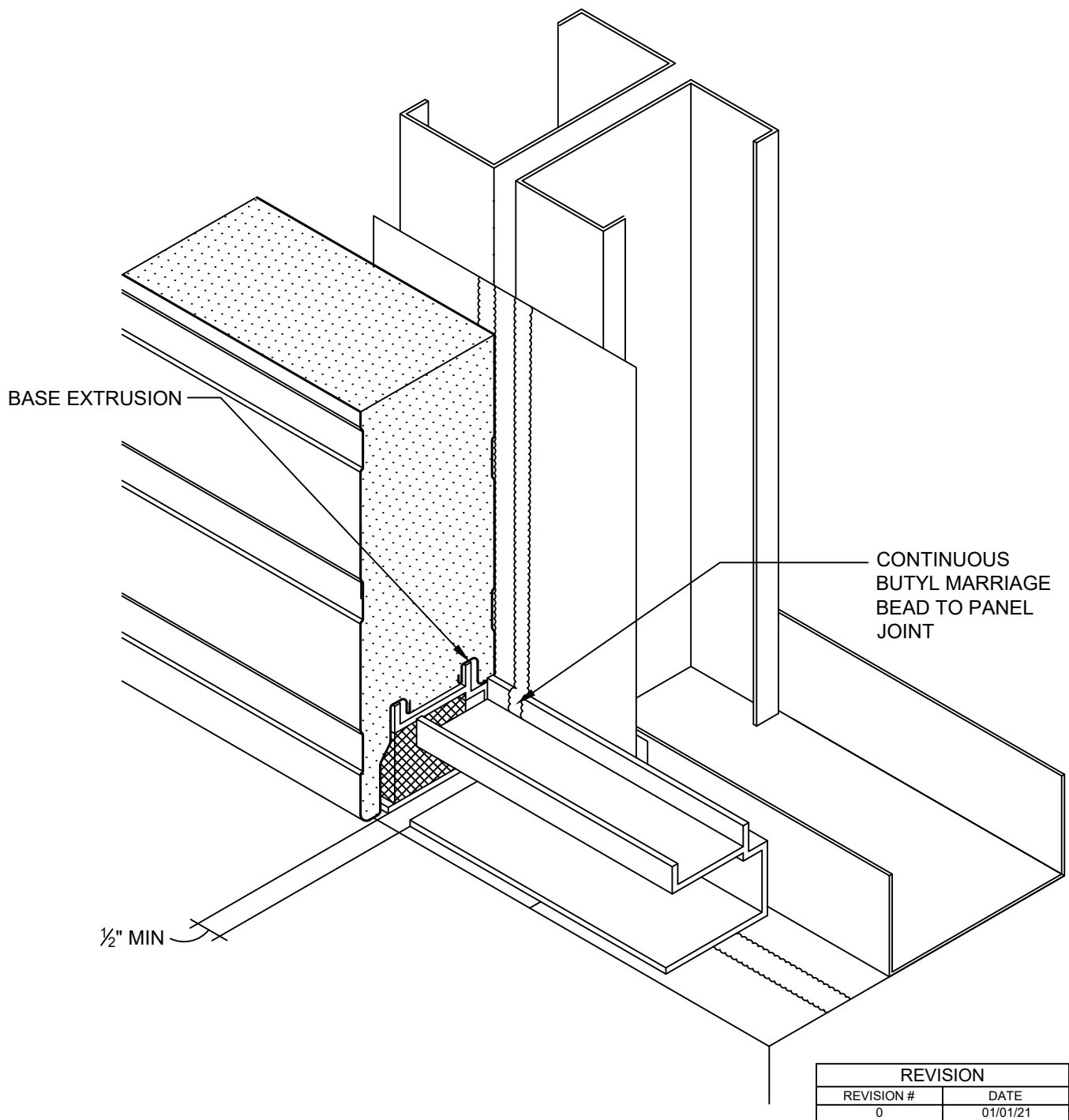
VERTICAL JOINT W/ BASE  
EXTRUSION  
INSTALLATION SEQUENCE

DETAIL #: CI-VJ-09-KSH

RELEASE: 2021

  
**Kingspan.**  
[www.kingspanpanels.us](http://www.kingspanpanels.us)  
[www.kingspanpanels.ca](http://www.kingspanpanels.ca)

# KS SERIES - HORIZONTAL INSTALLATION



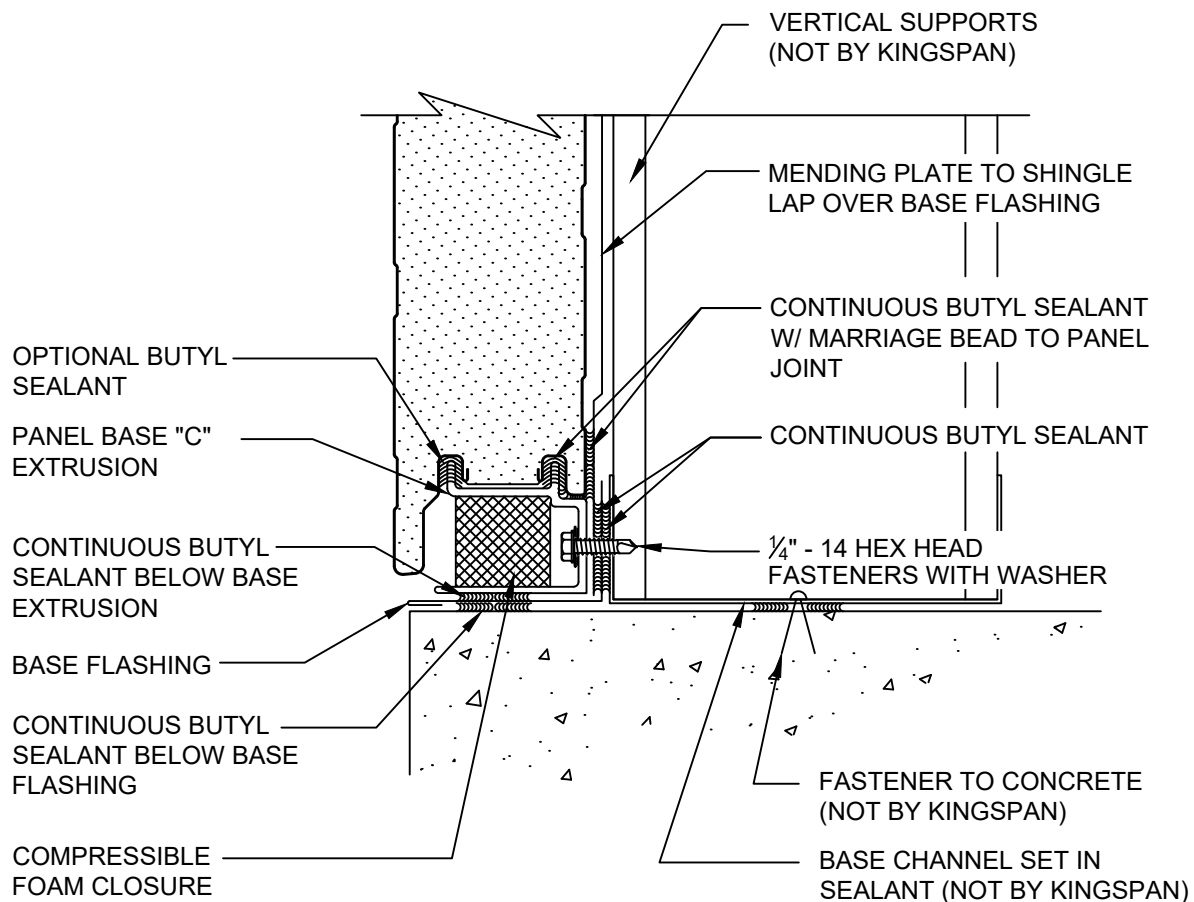
VERTICAL JOINT W/ BASE  
EXTRUSION  
INSTALLATION SEQUENCE

DETAIL #: CI-VJ-10-KSH

RELEASE: 2021

  
**Kingspan.**  
[www.kingspanpanels.us](http://www.kingspanpanels.us)  
[www.kingspanpanels.ca](http://www.kingspanpanels.ca)

# KS SERIES - HORIZONTAL INSTALLATION



REVISION	
REVISION #	DATE
0	01/01/21

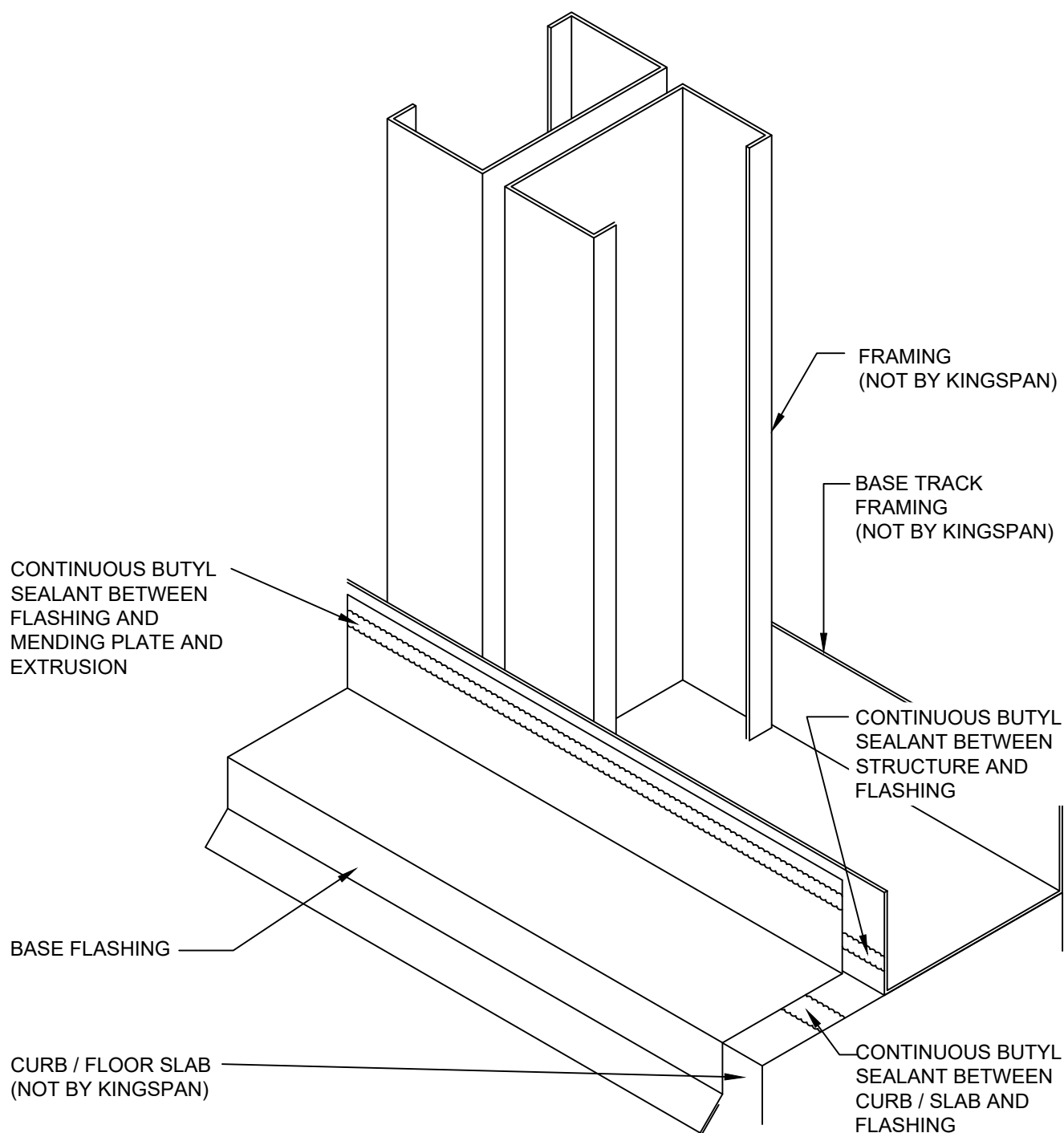
VERTICAL JOINT W/ BASE  
EXTRUSION - SECTION

DETAIL #: CI-VJ-11-KSH

RELEASE: 2021

  
**Kingspan.**  
[www.kingspanpanels.us](http://www.kingspanpanels.us)  
[www.kingspanpanels.ca](http://www.kingspanpanels.ca)

# KS SERIES - HORIZONTAL INSTALLATION



REVISION	
REVISION #	DATE
0	01/01/21

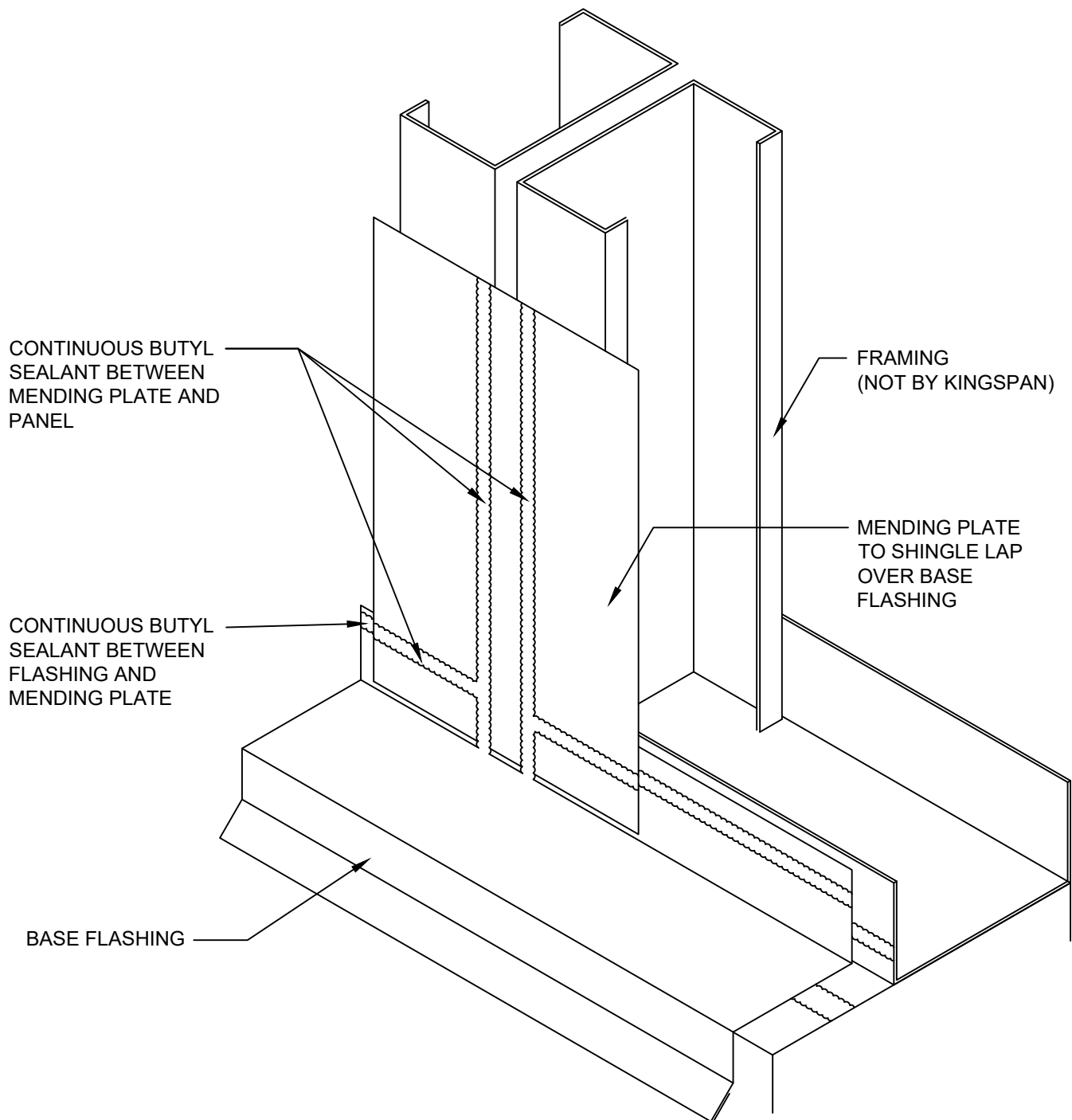
VERTICAL JOINT W/ BASE  
FLASHING  
INSTALLATION SEQUENCE

DETAIL #: CI-VJ-12-KSH

RELEASE: 2021

  
**Kingspan.**  
[www.kingspanpanels.us](http://www.kingspanpanels.us)  
[www.kingspanpanels.ca](http://www.kingspanpanels.ca)

# KS SERIES - HORIZONTAL INSTALLATION



REVISION	
REVISION #	DATE
0	01/01/21

VERTICAL JOINT W/ BASE  
FLASHING  
INSTALLATION SEQUENCE

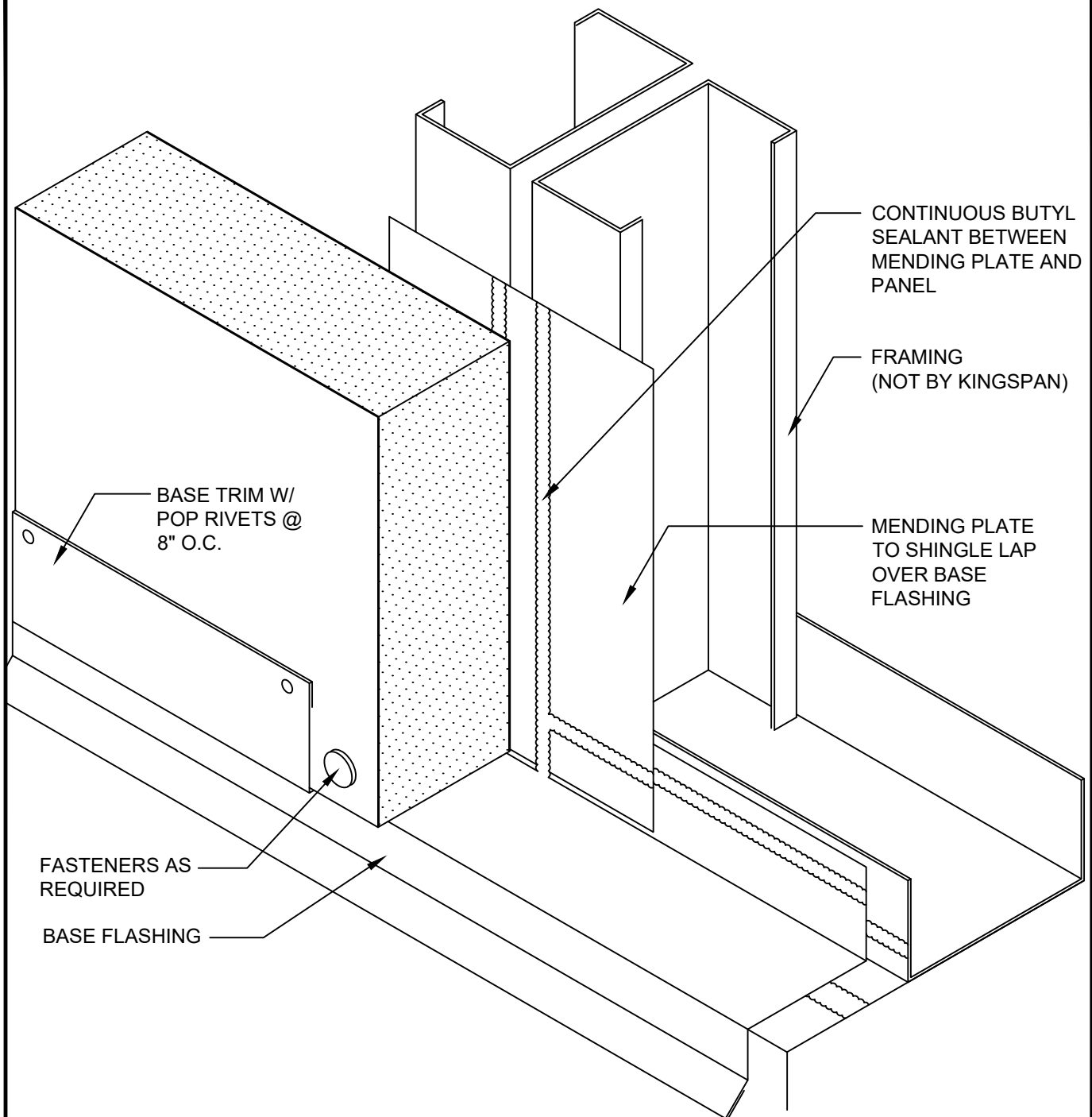
DETAIL #: CI-VJ-13-KSH

RELEASE: 2021

  
**Kingspan.**  
[www.kingspanpanels.us](http://www.kingspanpanels.us)  
[www.kingspanpanels.ca](http://www.kingspanpanels.ca)



# KS SERIES - HORIZONTAL INSTALLATION



REVISION	
REVISION #	DATE
0	01/01/21

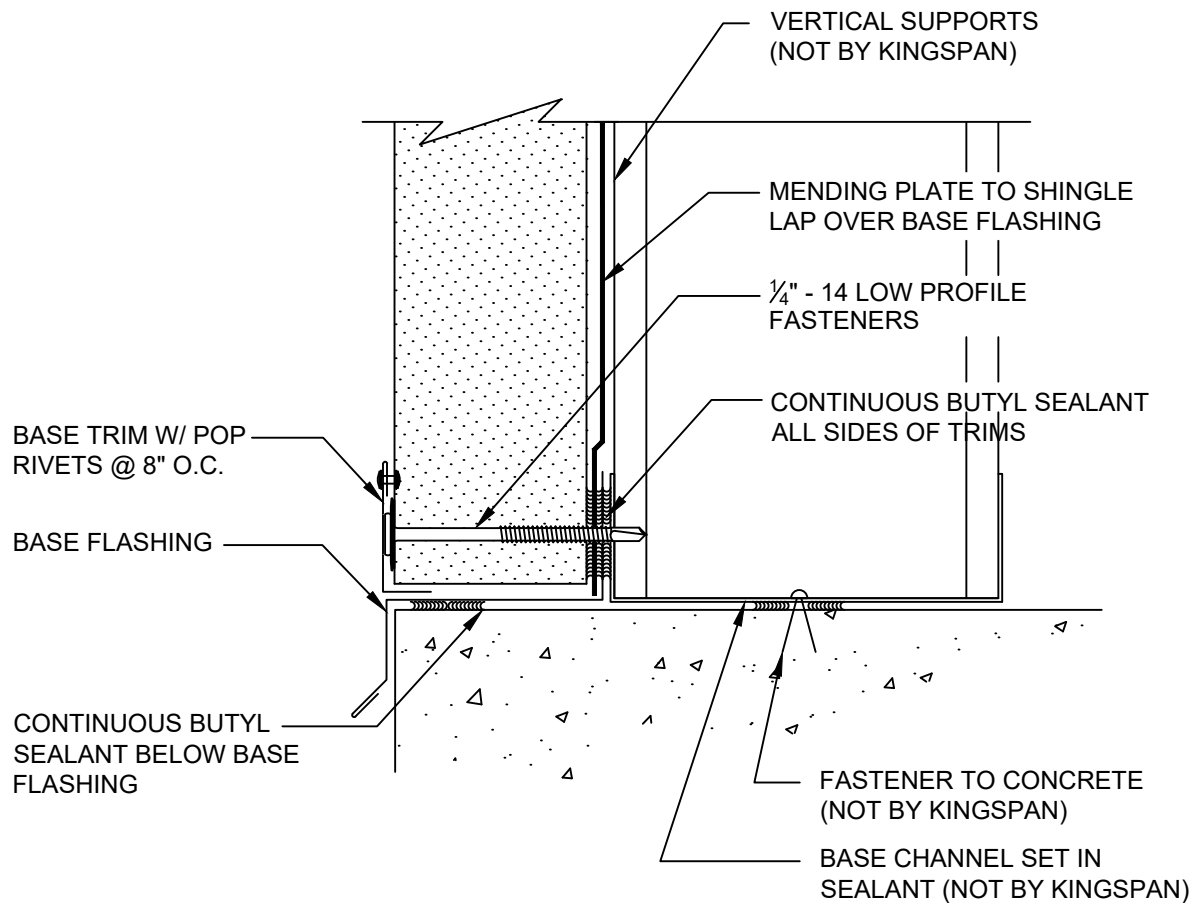
VERTICAL JOINT W/ BASE  
FLASHING  
INSTALLATION SEQUENCE

DETAIL #: CI-VJ-14-KSH

RELEASE: 2021

  
**Kingspan.**  
[www.kingspanpanels.us](http://www.kingspanpanels.us)  
[www.kingspanpanels.ca](http://www.kingspanpanels.ca)

# KS SERIES - HORIZONTAL INSTALLATION



REVISION	
REVISION #	DATE
0	01/01/21

VERTICAL JOINT W/ BASE  
FLASHING - SECTION

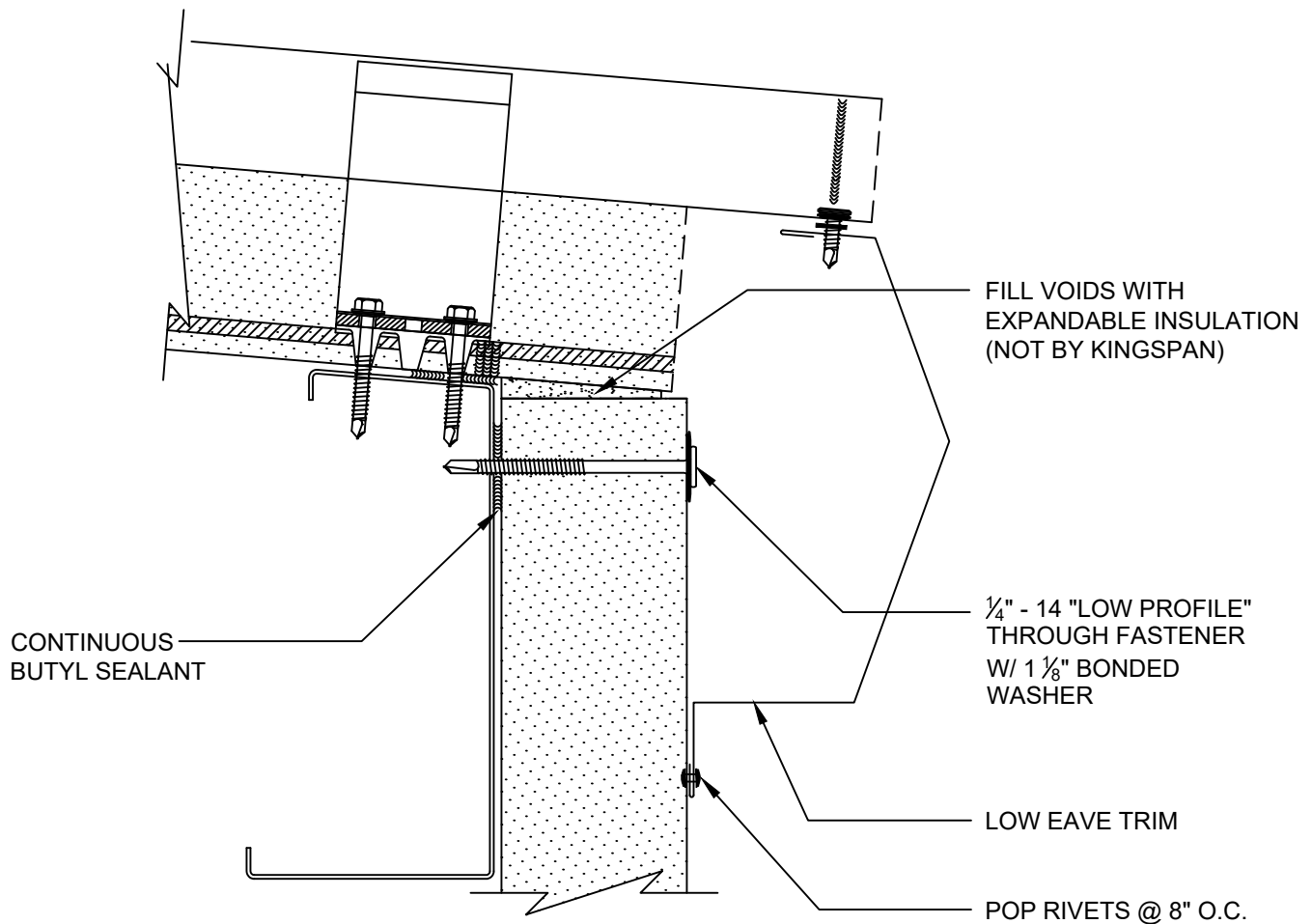
DETAIL #: CI-VJ-15-KSH

RELEASE: 2021

  
**Kingspan.**  
[www.kingspanpanels.us](http://www.kingspanpanels.us)  
[www.kingspanpanels.ca](http://www.kingspanpanels.ca)

# KS SERIES - HORIZONTAL INSTALLATION

SEE ROOF DETAILS FOR ROOF NOTES



REVISION	
REVISION #	DATE
0	01/01/21

WALL TO ROOF -  
LOW EAVE NO GUTTER

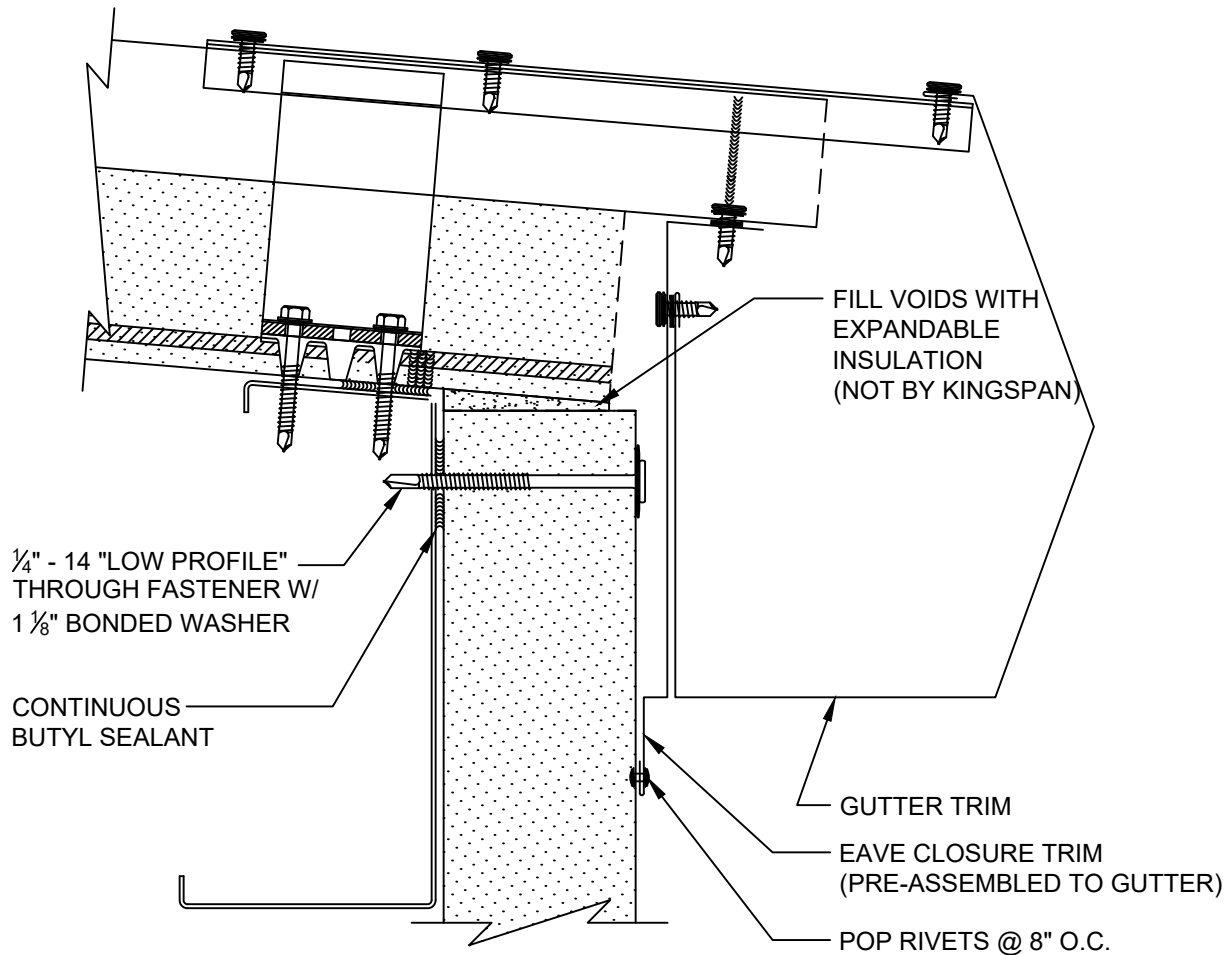
DETAIL #: CI-EV-01-KSH

RELEASE: 2021

  
**Kingspan.**  
[www.kingspanpanels.us](http://www.kingspanpanels.us)  
[www.kingspanpanels.ca](http://www.kingspanpanels.ca)

# KS SERIES - HORIZONTAL INSTALLATION

SEE ROOF DETAILS FOR ROOF NOTES



REVISION	
REVISION #	DATE
0	01/01/21

WALL TO ROOF -  
LOW EAVE W/ GUTTER

DETAIL #: CI-EV-02-KSH

RELEASE: 2021

  
**Kingspan.**  
www.kingspanpanels.us  
www.kingspanpanels.ca

# KS SERIES - HORIZONTAL INSTALLATION

SEE ROOF DETAILS FOR ROOF NOTES

HIGH EAVE TRIM

FILL VOIDS WITH  
EXPANDABLE  
INSULATION  
(NOT BY  
KINGSPAN)

POP RIVETS @ 8" O.C.

$\frac{1}{4}$ " - 14 "LOW PROFILE"  
THROUGH FASTENER W/  
1  $\frac{1}{8}$ " BONDED WASHER

CONTINUOUS  
BUTYL SEALANT

## REVISION

REVISION #	DATE
0	01/01/21

WALL TO ROOF -  
HIGH EAVE

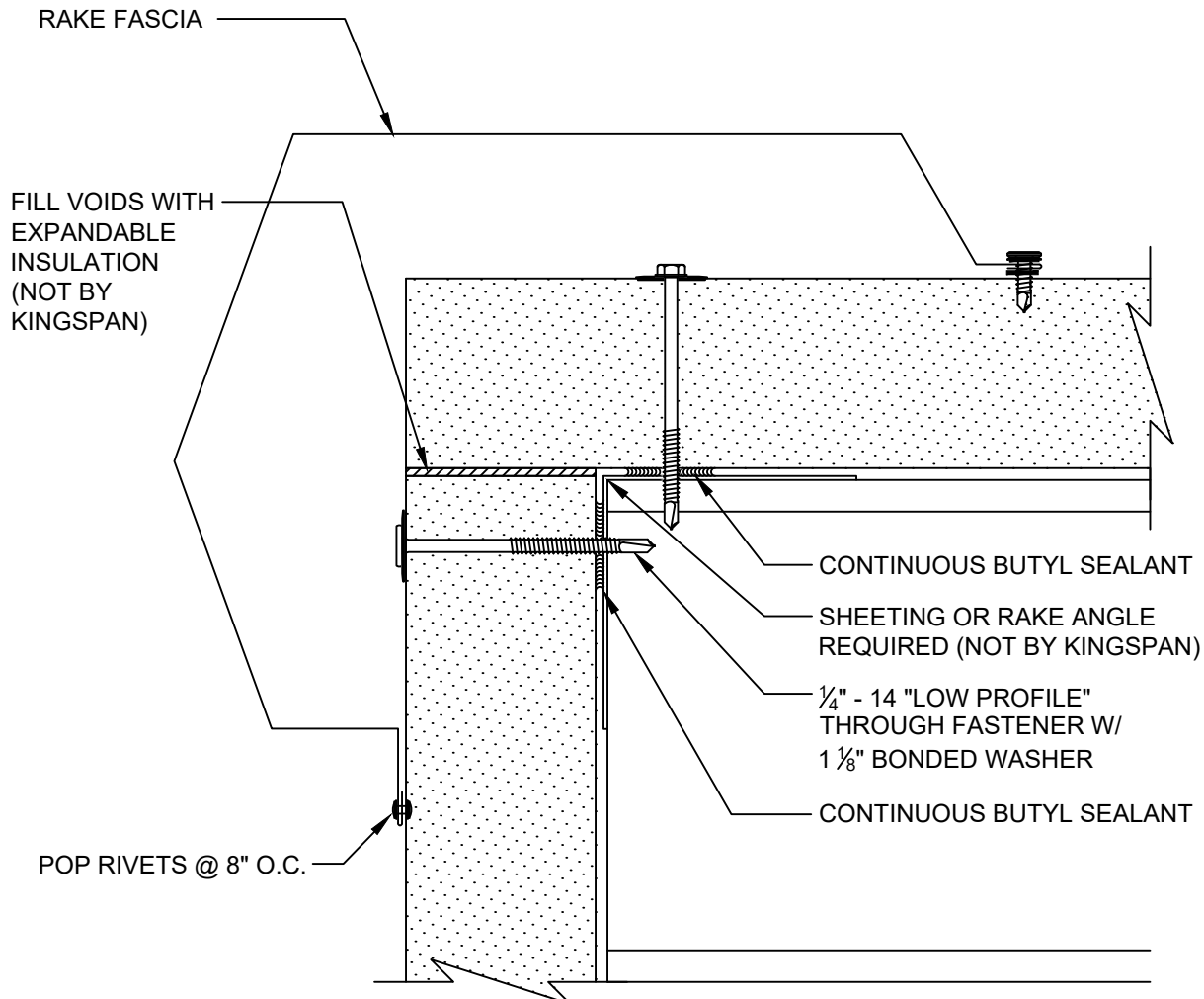
DETAIL #: CI-EV-03-KSH

RELEASE: 2021

  
**Kingspan.**  
www.kingspanpanels.us  
www.kingspanpanels.ca

# KS SERIES - HORIZONTAL INSTALLATION

SEE ROOF DETAILS FOR ROOF NOTES



REVISION	
REVISION #	DATE
0	01/01/21

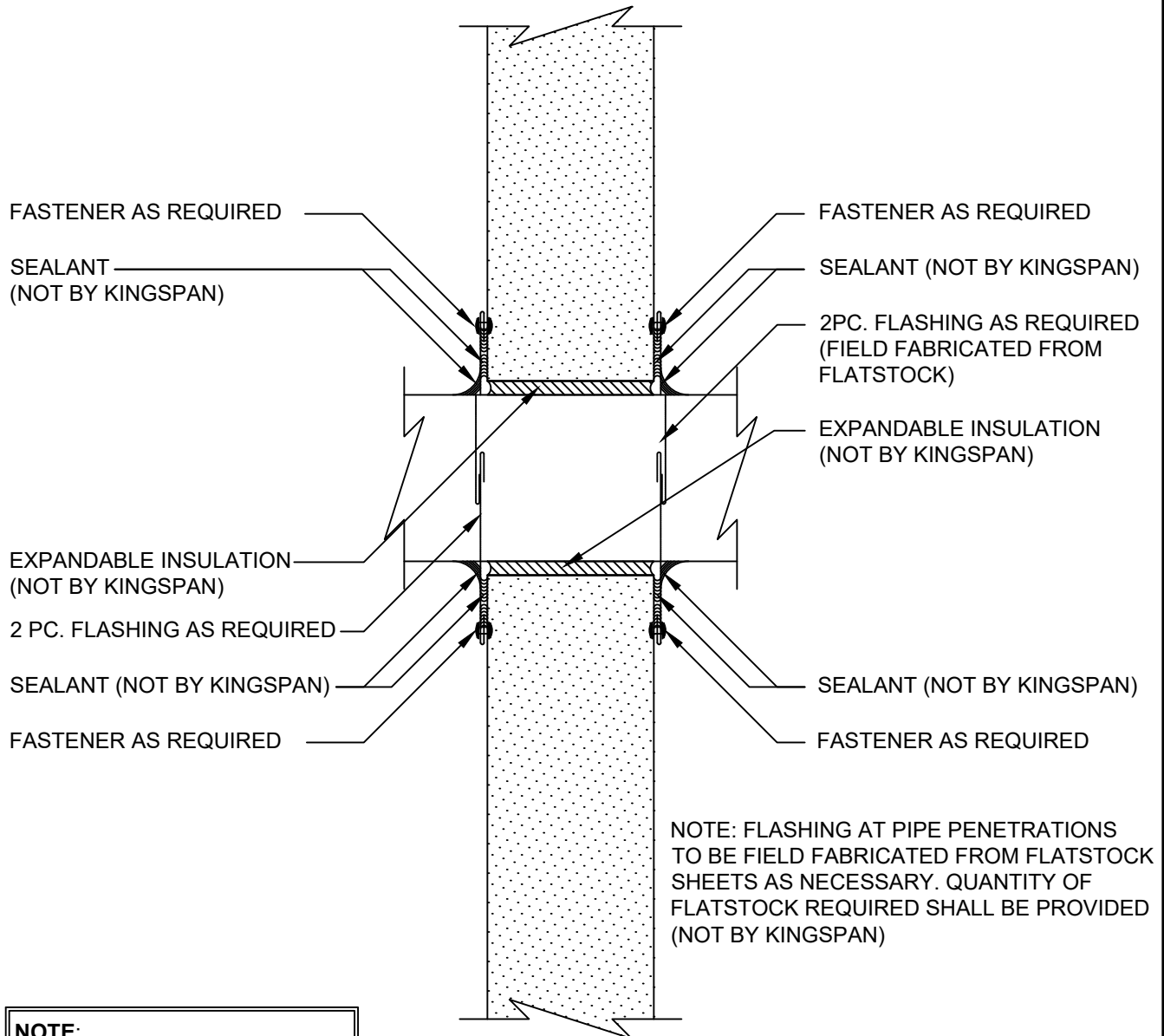
WALL TO ROOF -  
RAKE

DETAIL #: CI-RK-04-KSH

RELEASE: 2021

  
**Kingspan.**  
www.kingspanpanels.us  
www.kingspanpanels.ca

# KS SERIES - HORIZONTAL INSTALLATION



**NOTE:**  
DO NOT ALIGN PENETRATIONS  
AT PANEL JOINT LOCATIONS.

REVISION	
REVISION #	DATE
0	01/01/21

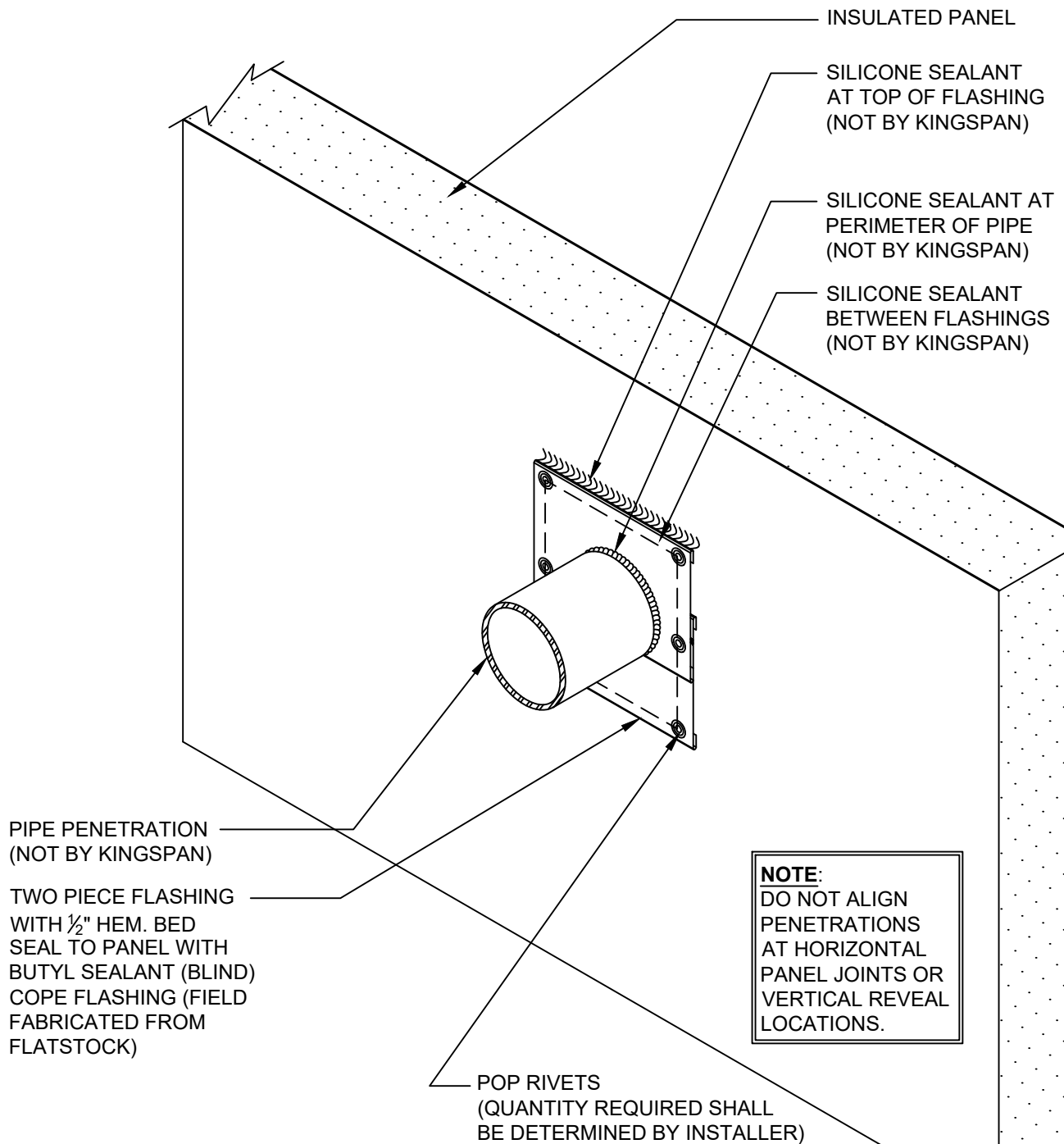
PIPE PENETRATION  
SECTION

DETAIL #: CI-PE-01-KSH

RELEASE: 2021

  
**Kingspan.**  
www.kingspanpanels.us  
www.kingspanpanels.ca

# KS SERIES - HORIZONTAL INSTALLATION



**NOTE:**  
DO NOT ALIGN PENETRATIONS AT HORIZONTAL PANEL JOINTS OR VERTICAL REVEAL LOCATIONS.

**NOTE:**  
THIS DETAIL ASSUMES PENETRATION OCCURS AFTER PANEL IS INSTALLED

**NOTE:** FLASHING AT PENETRATIONS TO BE FIELD FABRICATED FROM FLATSTOCK SHEETS AS NECESSARY. QUANTITY OF FLATSTOCK REQUIRED SHALL BE DETERMINED BY INSTALLER (NOT BY KINGSPAN)

REVISION	
REVISION #	DATE
0	01/01/21

PIPE PENETRATION  
ISOMETRIC

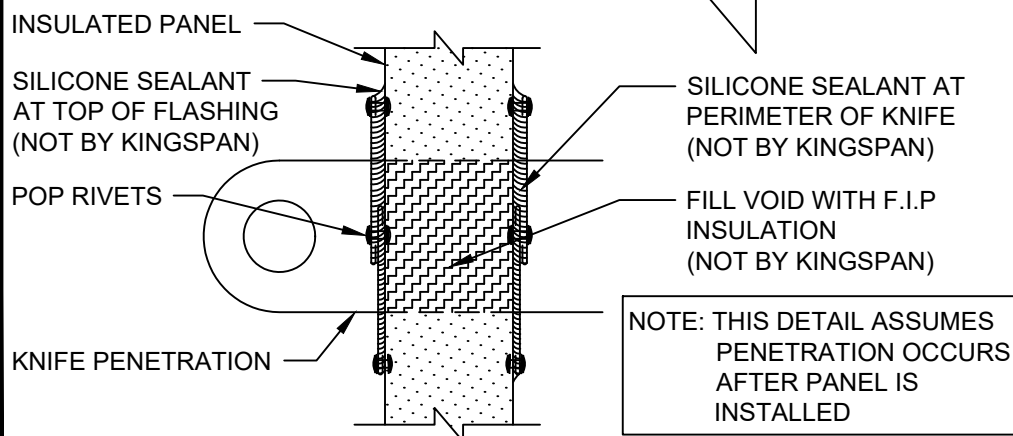
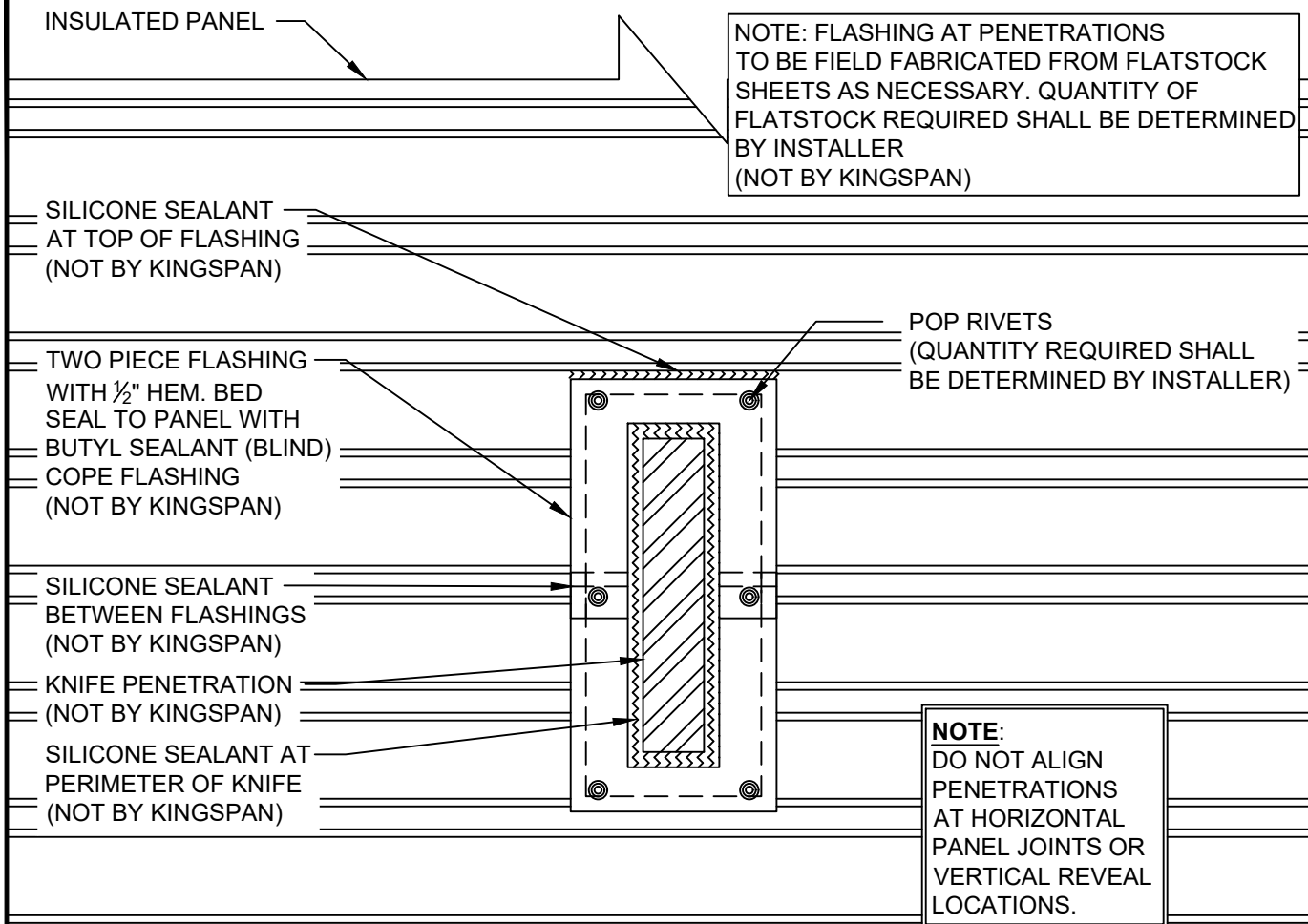
DETAIL #: CI-PE-02-KSH

RELEASE: 2021

  
**Kingspan.**  
www.kingspanpanels.us  
www.kingspanpanels.ca



# KS SERIES - HORIZONTAL INSTALLATION



REVISION	
REVISION #	DATE
0	01/01/21

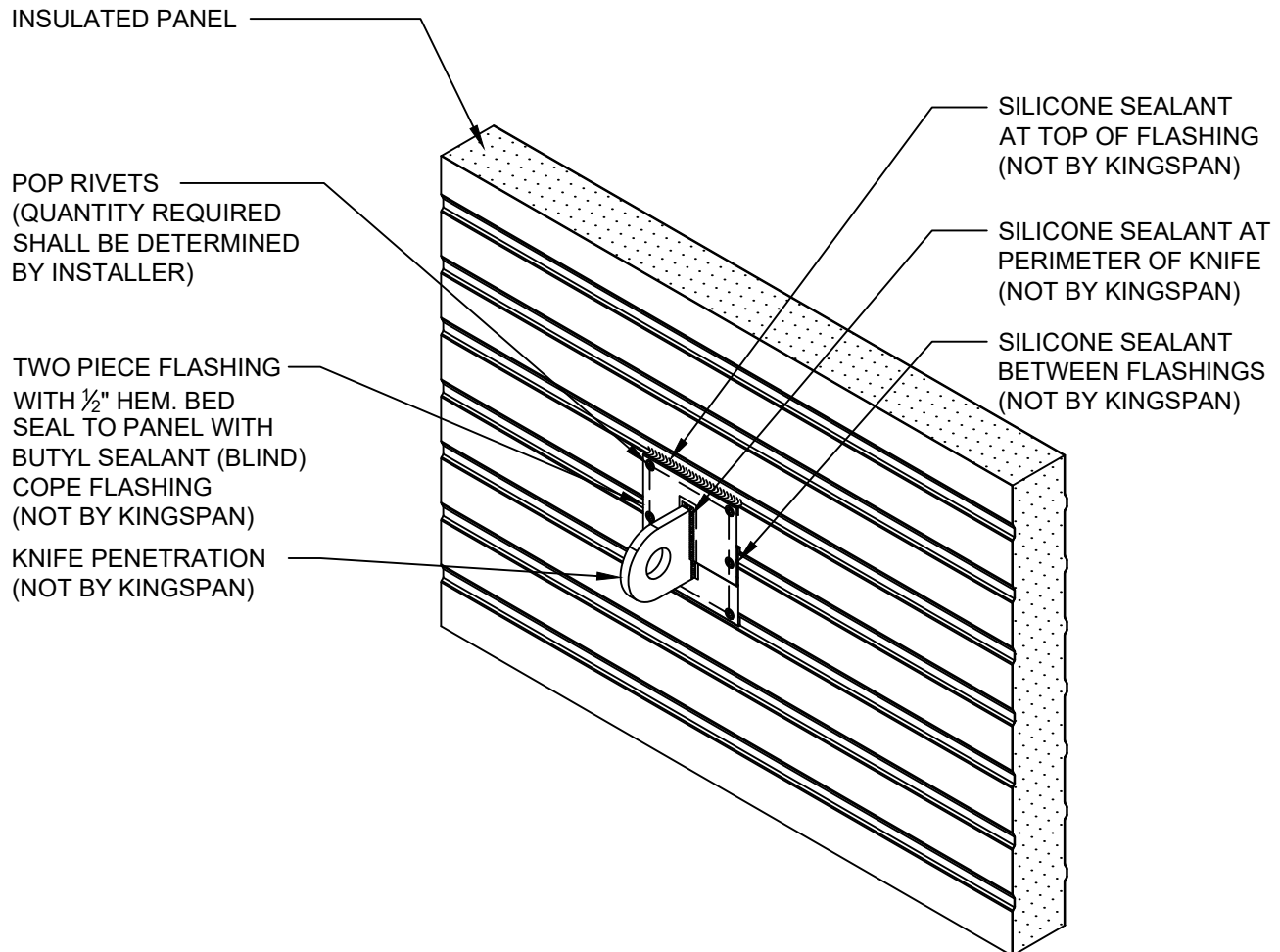
## KNIFE PLATE DETAIL

DETAIL #: CI-PE-03-KSH

RELEASE: 2021

# KS SERIES - HORIZONTAL INSTALLATION

NOTE: FLASHING AT PENETRATIONS  
TO BE FIELD FABRICATED FROM FLATSTOCK  
SHEETS AS NECESSARY. QUANTITY OF  
FLATSTOCK REQUIRED SHALL BE DETERMINED  
BY INSTALLER  
(NOT BY KINGSPAN)



NOTE: THIS DETAIL ASSUMES  
PENETRATION OCCURS  
AFTER PANEL IS INSTALLED

**NOTE:**  
DO NOT ALIGN PENETRATIONS  
AT PANEL JOINT LOCATIONS.

REVISION	
REVISION #	DATE
0	01/01/21

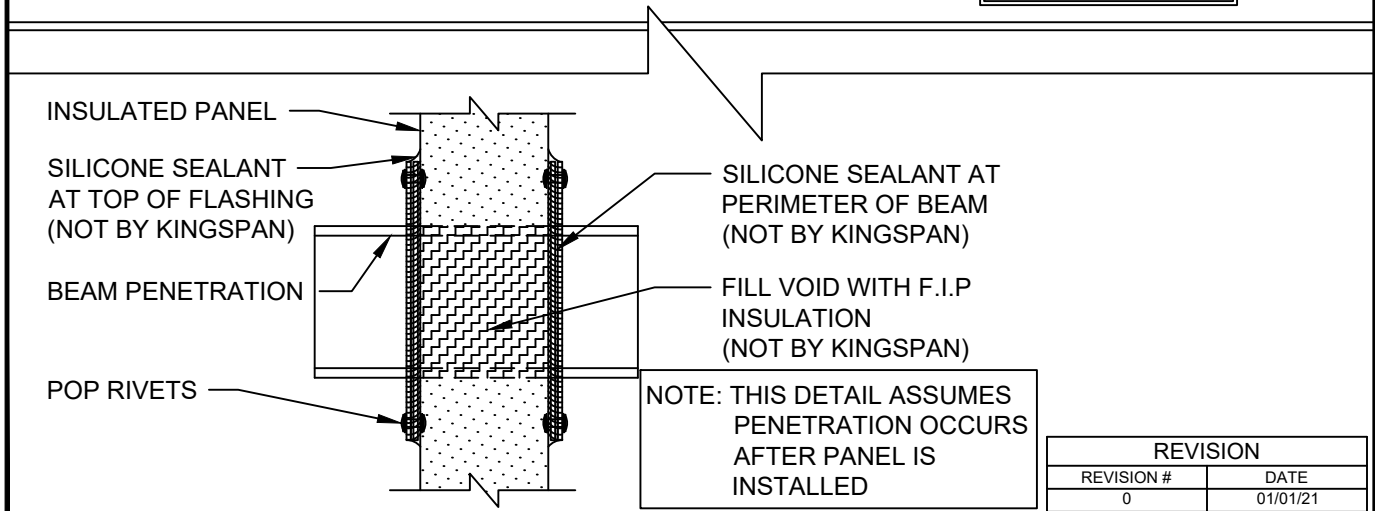
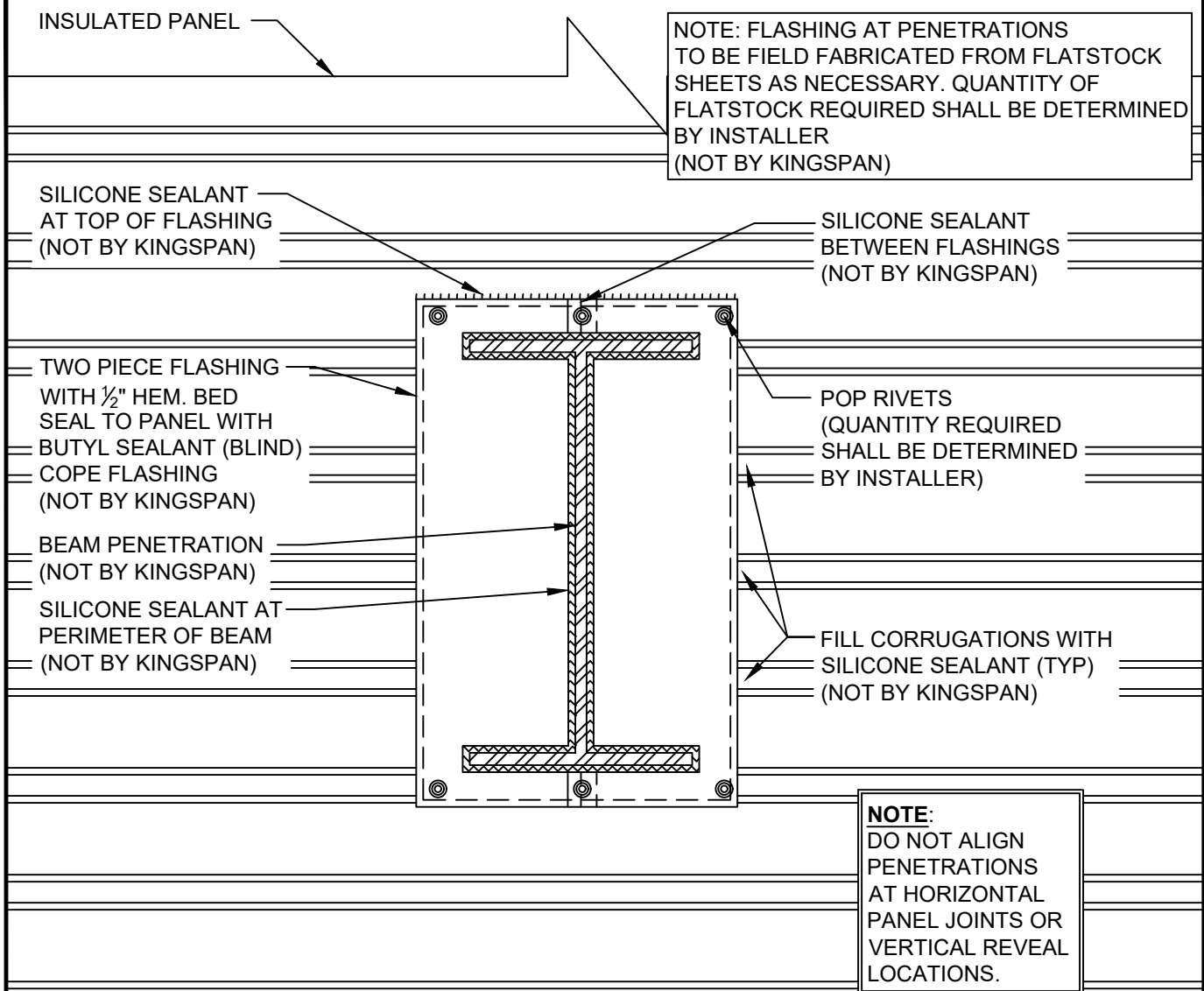
KNIFE PLATE ISOMETRIC

DETAIL #: CI-PE-04-KSH

RELEASE: 2021

  
**Kingspan.**  
[www.kingspanpanels.us](http://www.kingspanpanels.us)  
[www.kingspanpanels.ca](http://www.kingspanpanels.ca)

# KS SERIES - HORIZONTAL INSTALLATION



REVISION	
REVISION #	DATE
0	01/01/21

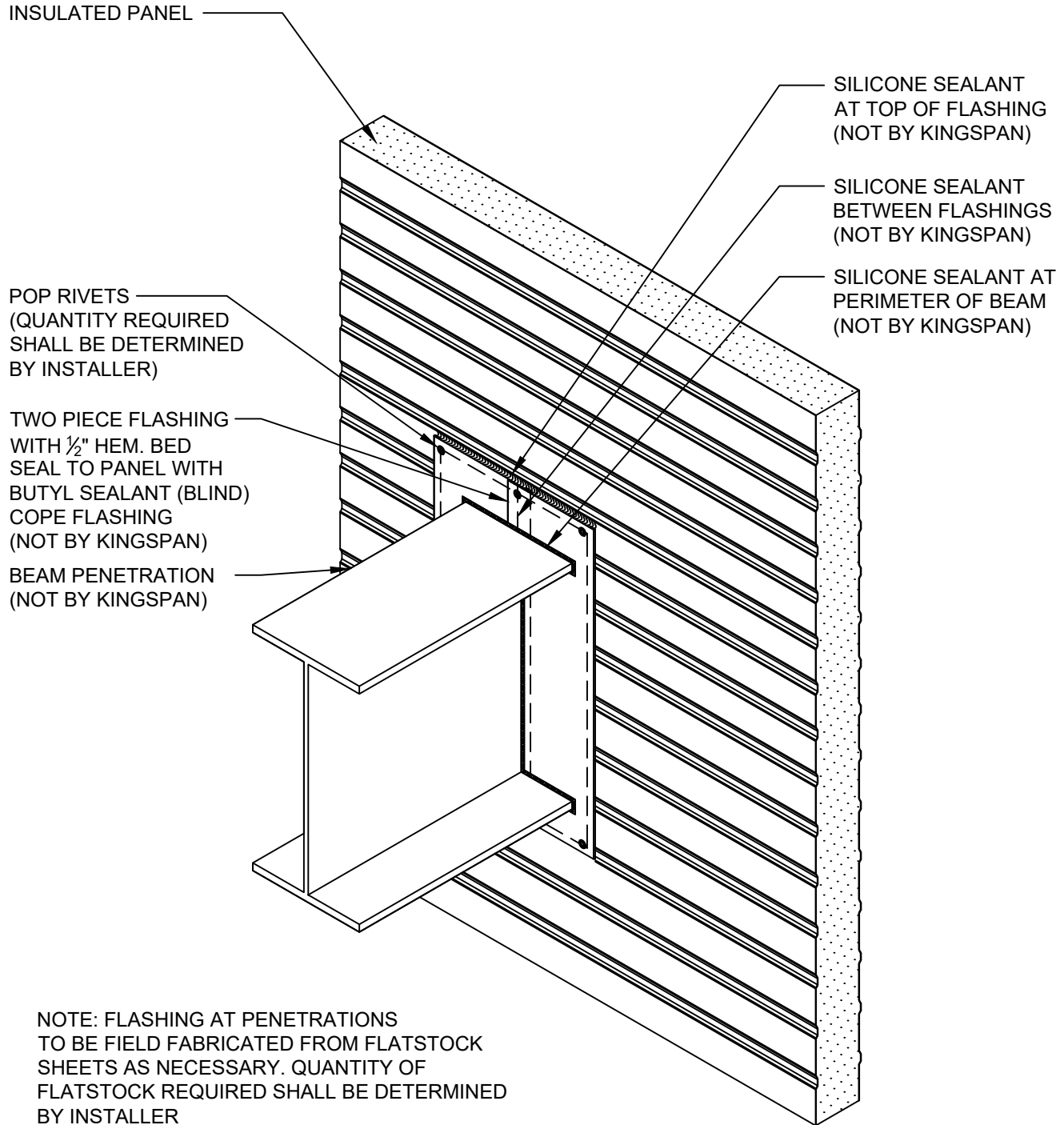
BEAM PENETRATION  
DETAIL

DETAIL #: CI-PE-05-KSH

RELEASE: 2021

  
**Kingspan.**  
www.kingspanpanels.us  
www.kingspanpanels.ca

# KS SERIES - HORIZONTAL INSTALLATION



NOTE: THIS DETAIL ASSUMES PENETRATION OCCURS AFTER PANEL IS INSTALLED

**NOTE:**  
DO NOT ALIGN PENETRATIONS AT PANEL JOINT LOCATIONS.

REVISION	
REVISION #	DATE
0	01/01/21

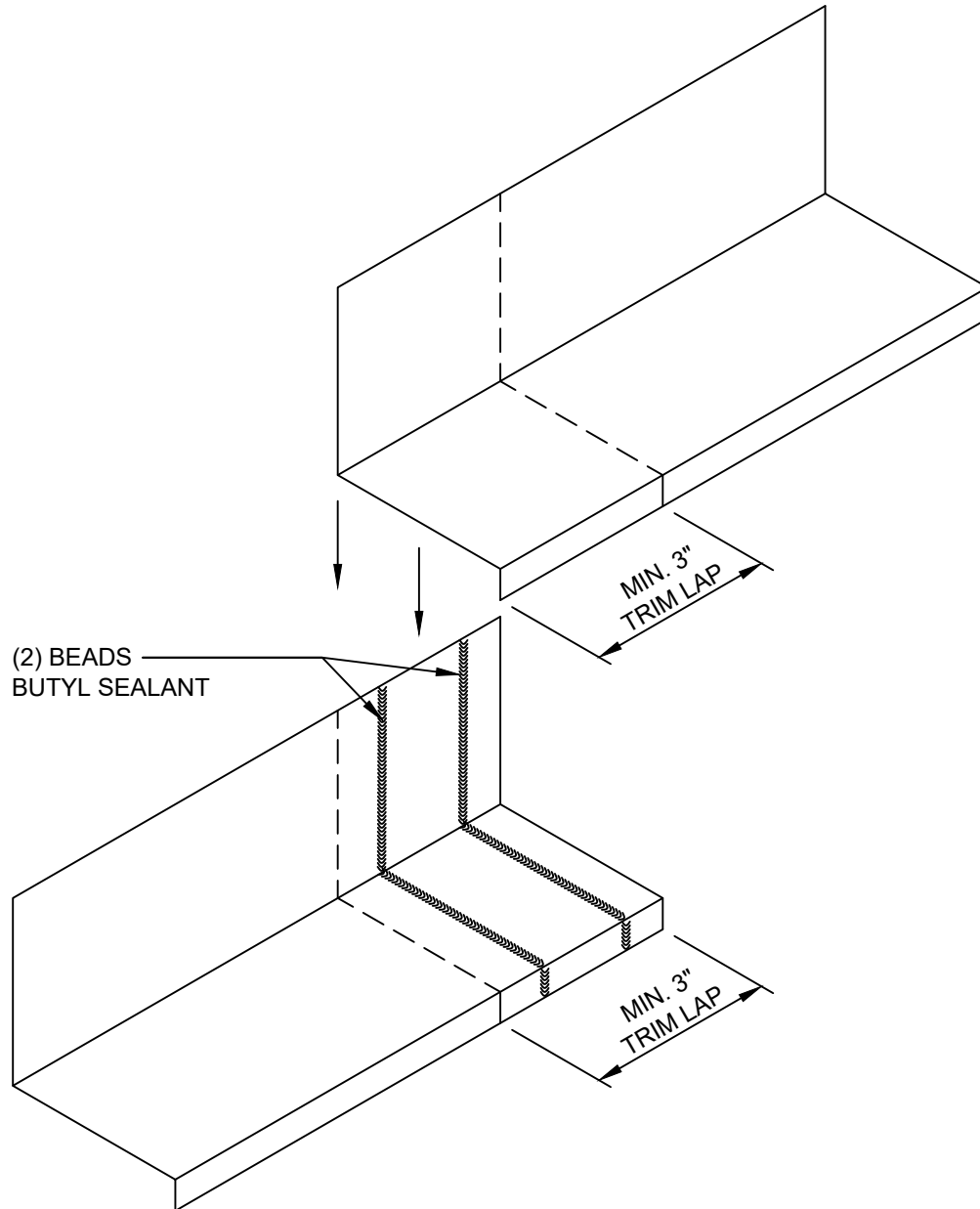
BEAM PENETRATION  
ISOMETRIC

DETAIL #: CI-PE-06-KSH

RELEASE: 2021

  
**Kingspan.**  
www.kingspanpanels.us  
www.kingspanpanels.ca

# KS SERIES - HORIZONTAL INSTALLATION



REVISION	
REVISION #	DATE
0	01/01/21

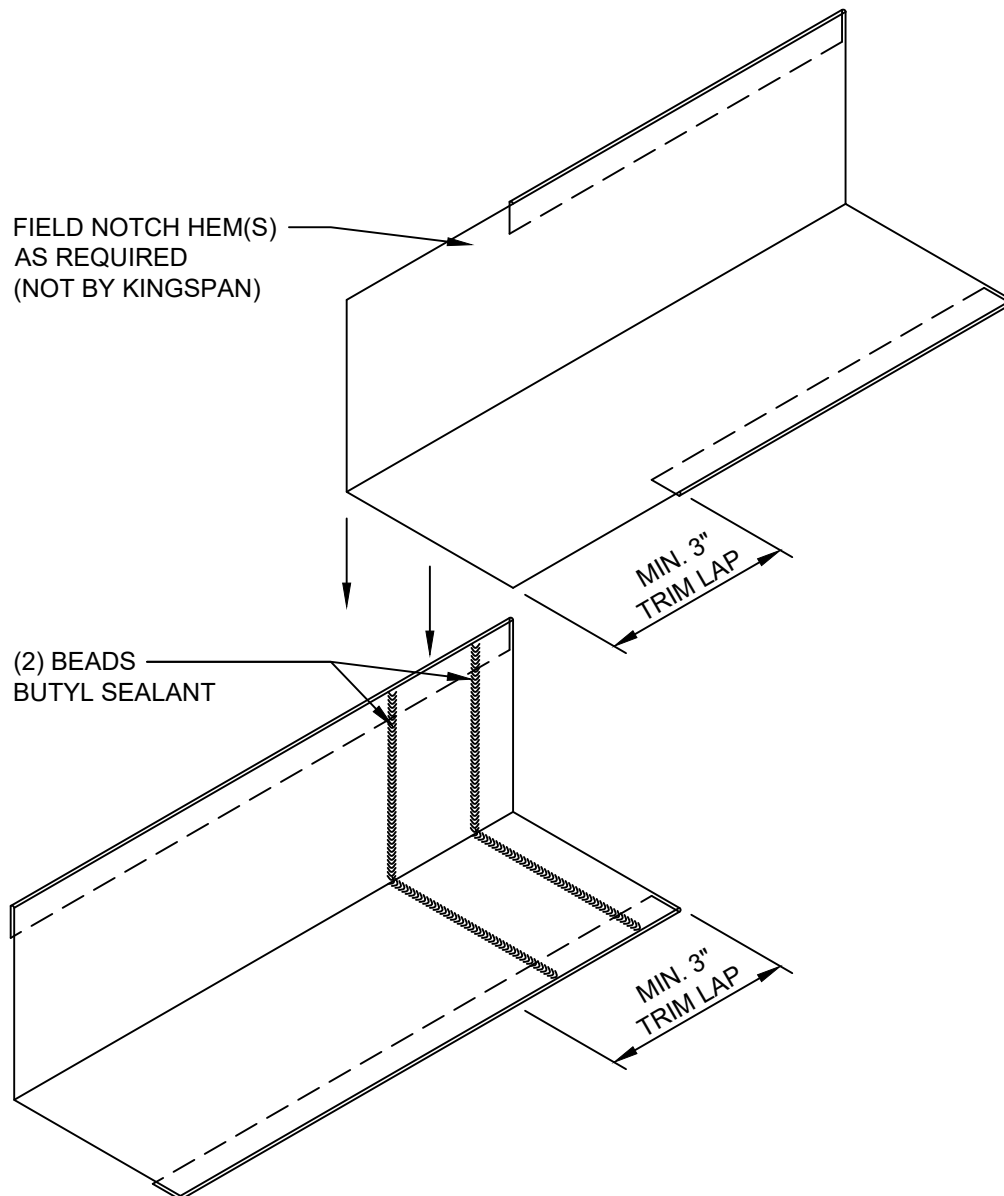
TRIM LAP DETAILS  
W/ DRIP EDGE

DETAIL #: CI-TL-01-KSH

RELEASE: 2021

  
**Kingspan.**  
[www.kingspanpanels.us](http://www.kingspanpanels.us)  
[www.kingspanpanels.ca](http://www.kingspanpanels.ca)

# KS SERIES - HORIZONTAL INSTALLATION



REVISION	
REVISION #	DATE
0	01/01/21

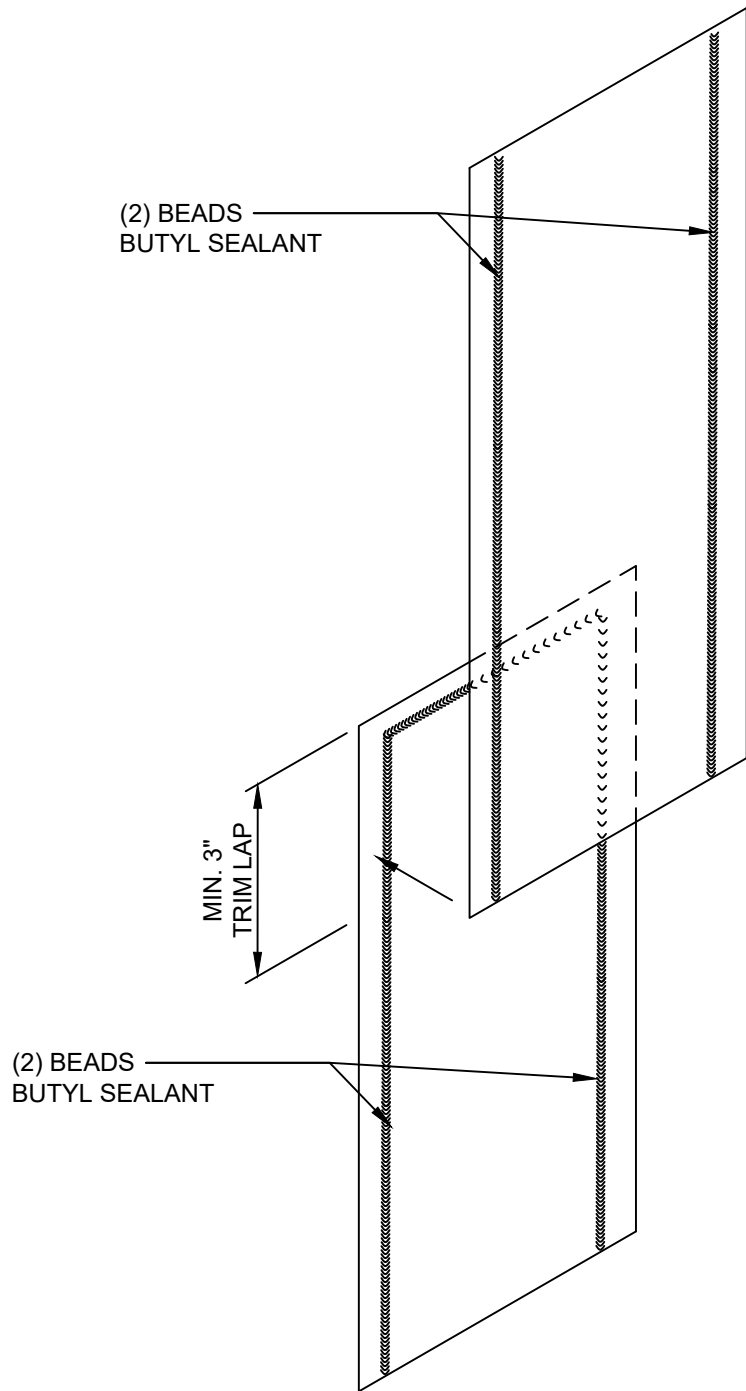
TRIM LAP DETAILS  
W/ HEM

DETAIL #: CI-TL-02-KSH

RELEASE: 2021

  
**Kingspan.**  
[www.kingspanpanels.us](http://www.kingspanpanels.us)  
[www.kingspanpanels.ca](http://www.kingspanpanels.ca)

# KS SERIES - HORIZONTAL INSTALLATION



REVISION	
REVISION #	DATE
0	01/01/21

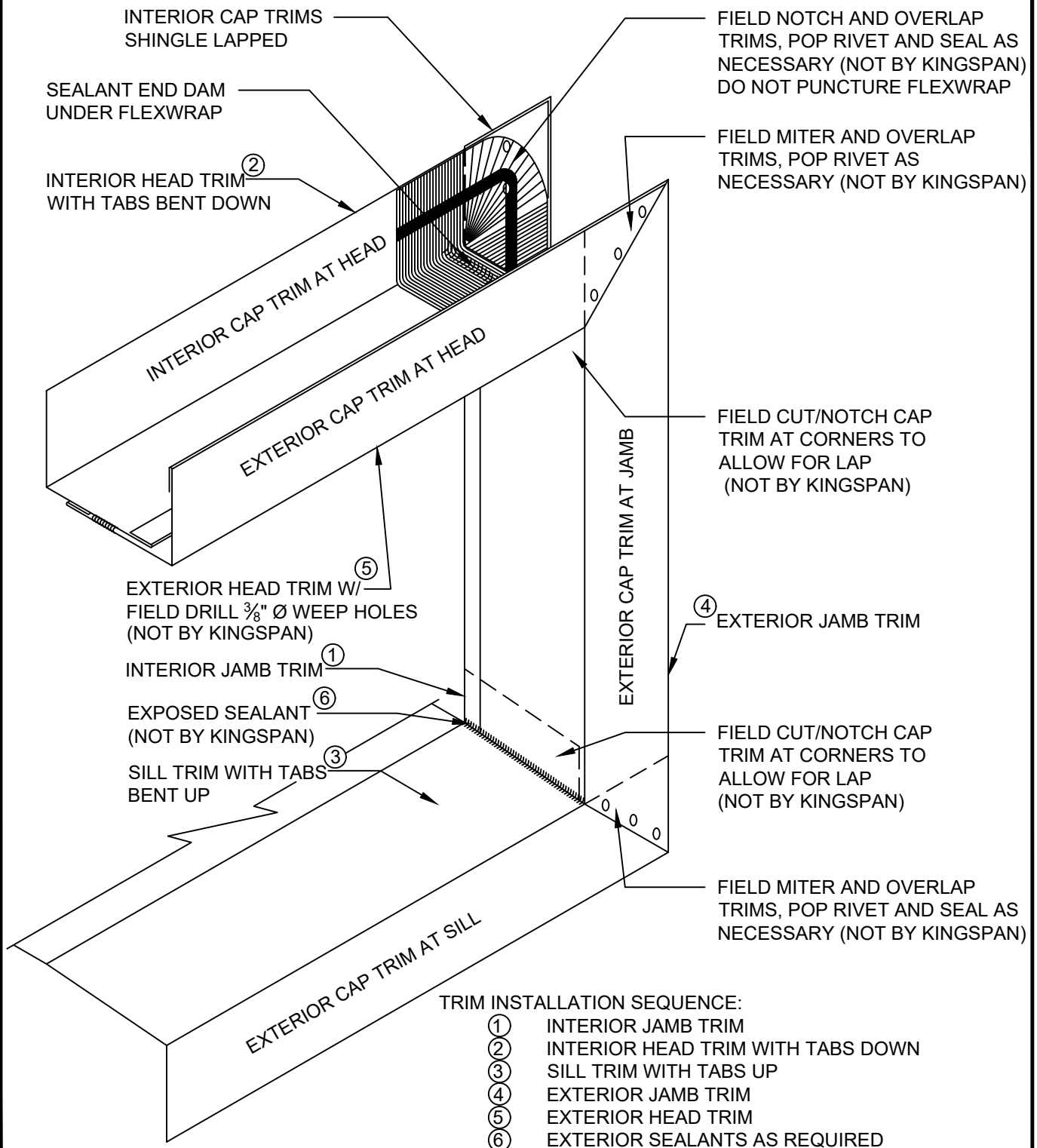
MENDING PLATE  
SHINGLE LAP

DETAIL #: CI-TL-03-KSH

RELEASE: 2021

  
**Kingspan.**  
[www.kingspanpanels.us](http://www.kingspanpanels.us)  
[www.kingspanpanels.ca](http://www.kingspanpanels.ca)

# KS SERIES - HORIZONTAL INSTALLATION



REVISION	
REVISION #	DATE
5	01/04/22

TRIM LAP W/ FLEXWRAP AT  
FRAMED OPENING

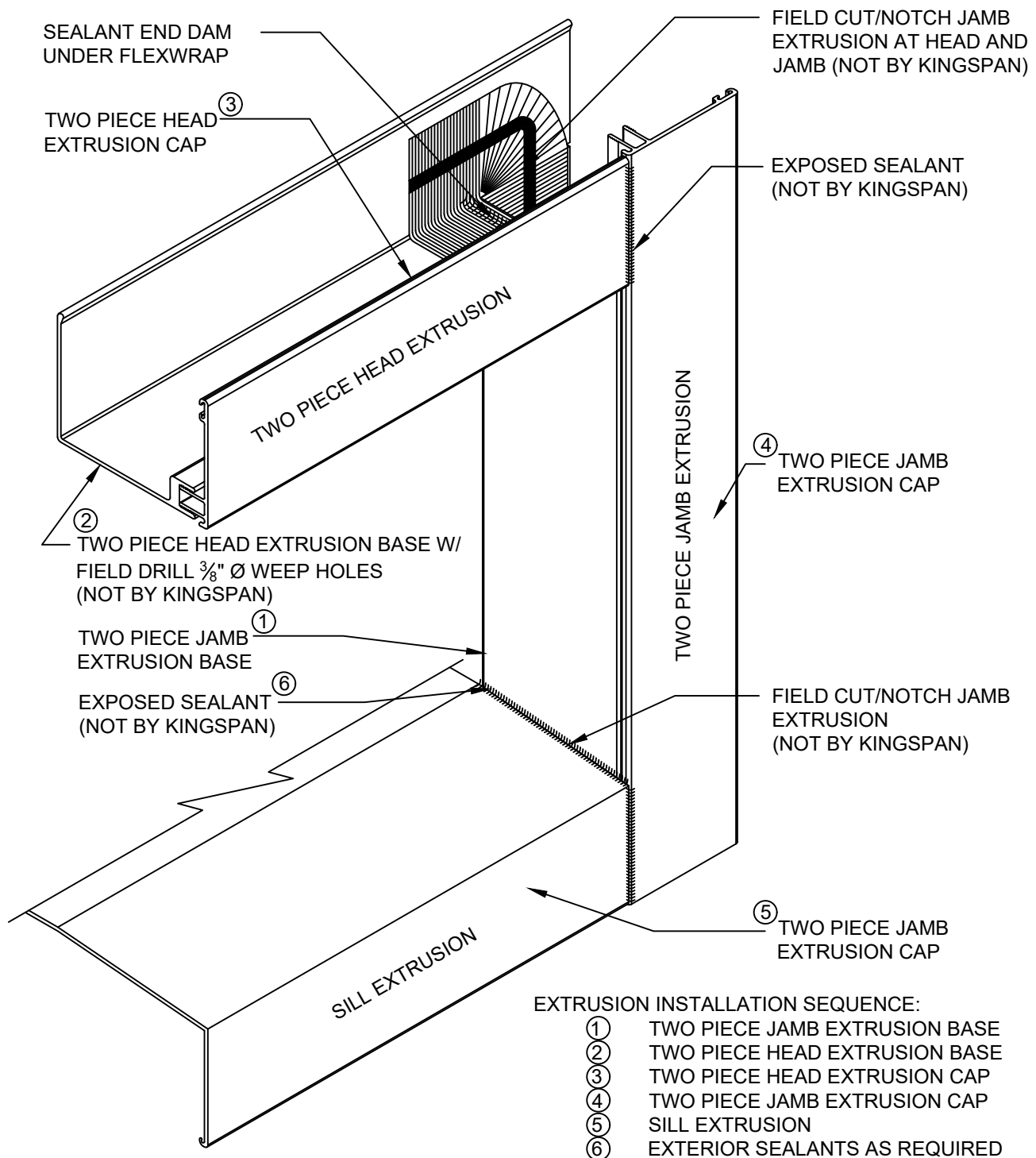
DETAIL #: CI-TL-04-KSH

RELEASE: 2021

**Kingspan.**  
www.kingspanpanels.us  
www.kingspanpanels.ca



# KS SERIES - HORIZONTAL INSTALLATION



REVISION	
REVISION #	DATE
5	01/04/22

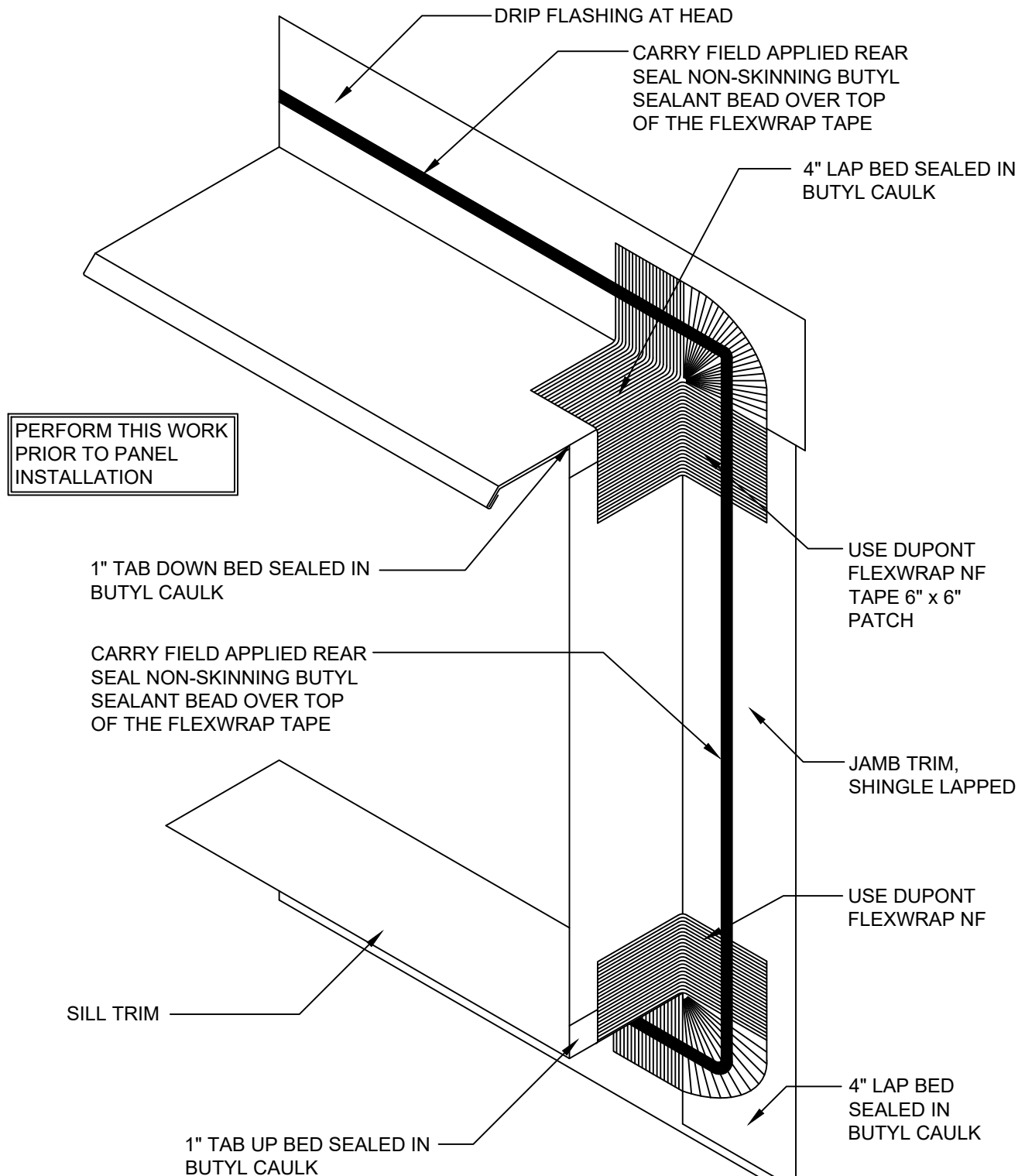
EXTRUSION W/ FLEXWRAP AT  
FRAMED OPENING

DETAIL #: CI-TL-05-KSH

RELEASE: 2021

  
**Kingspan.**  
www.kingspanpanels.us  
www.kingspanpanels.ca

# KS SERIES - HORIZONTAL INSTALLATION



REVISION	
REVISION #	DATE
5	1/04/22

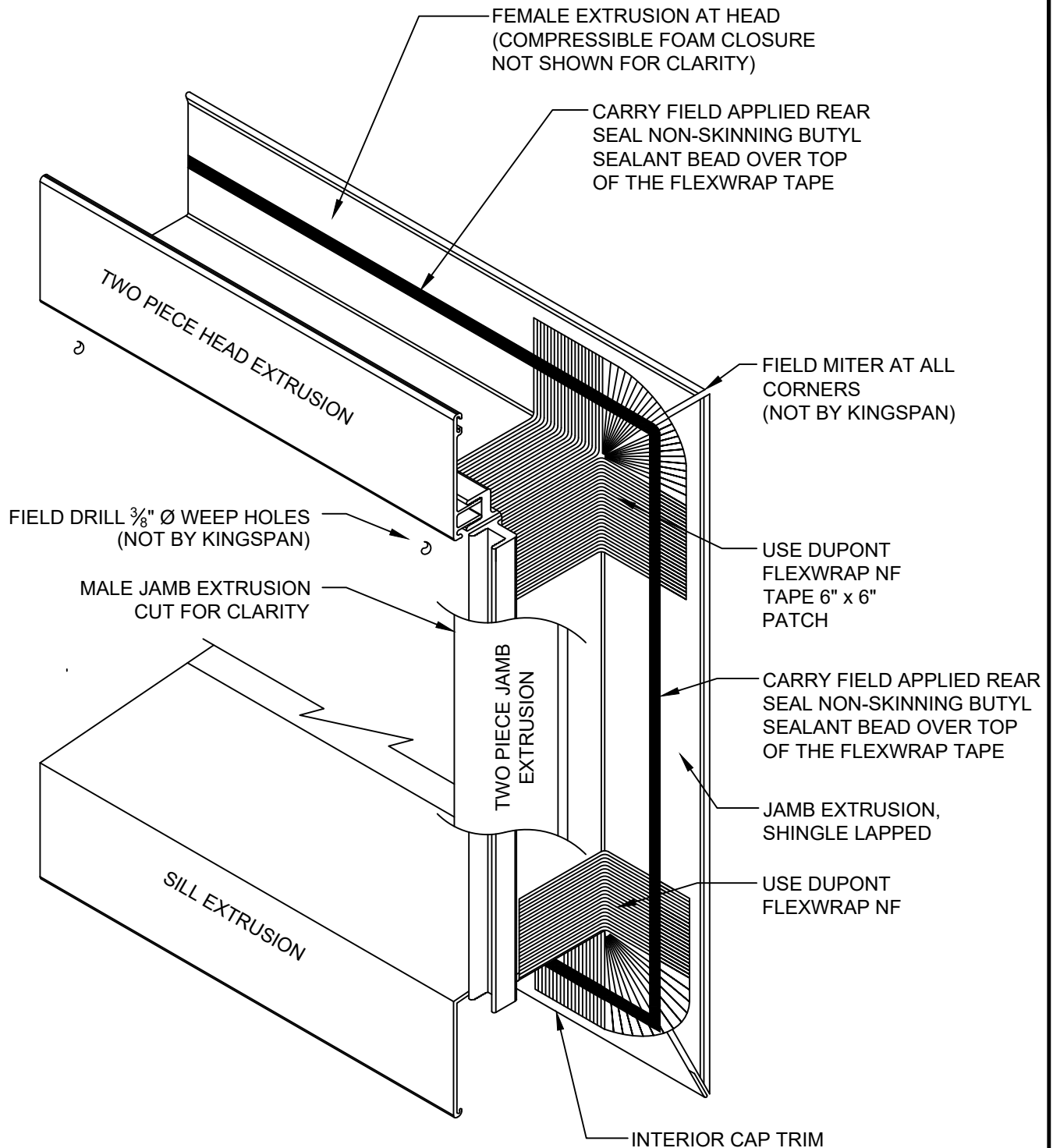
FLEXWRAP AT  
FRAMED OPENING

DETAIL #: CI-TL-06-KSH

RELEASE: 2021

  
**Kingspan.**  
www.kingspanpanels.us  
www.kingspanpanels.ca

# KS SERIES - HORIZONTAL INSTALLATION



REVISION	
REVISION #	DATE
5	1/04/22

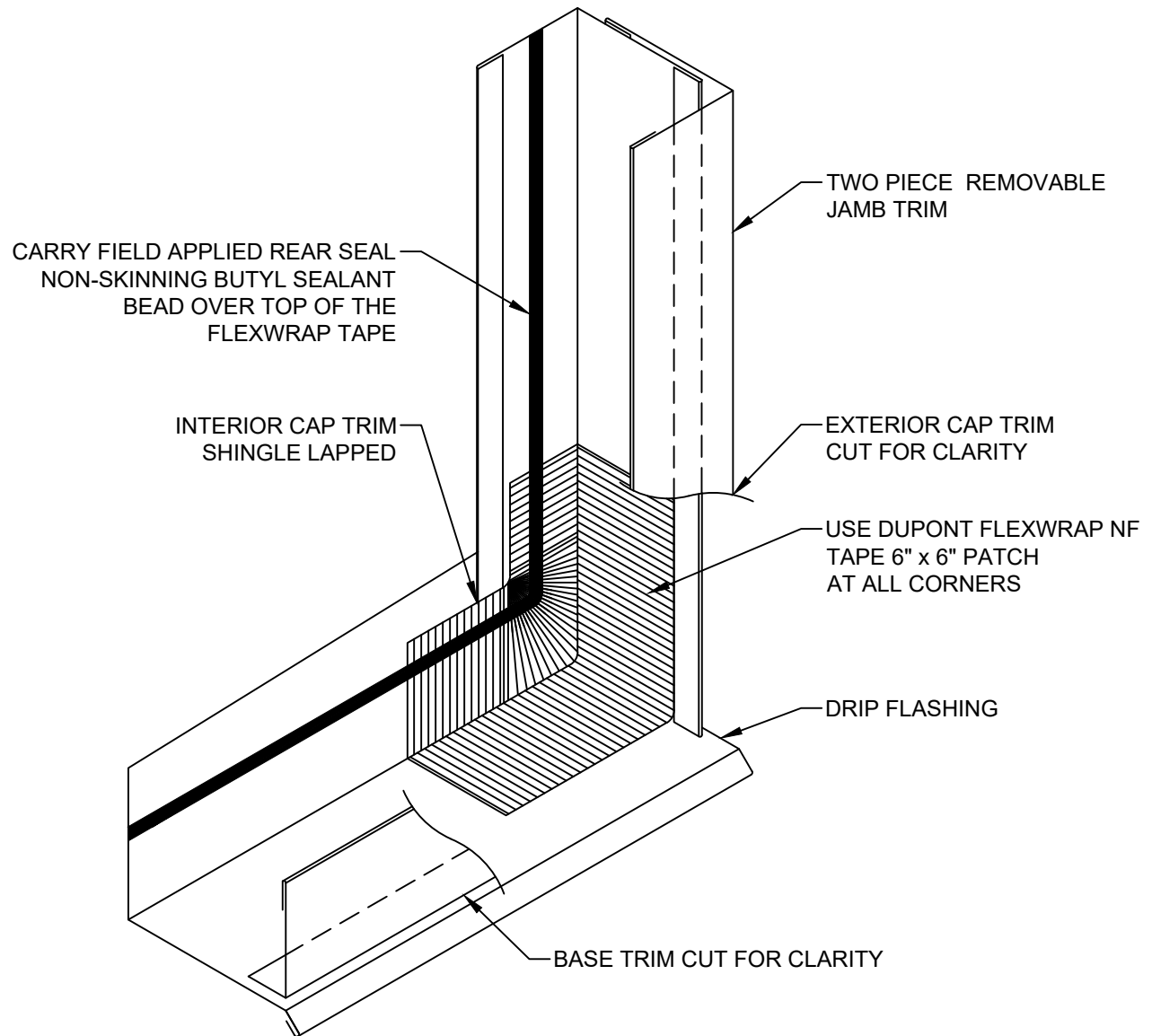
EXTRUSION W/ FLEXWRAP AT  
FRAMED OPENING

DETAIL #: CI-TL-07-KSH

RELEASE: 2021

  
**Kingspan.**  
[www.kingspanpanels.us](http://www.kingspanpanels.us)  
[www.kingspanpanels.ca](http://www.kingspanpanels.ca)

# KS SERIES - HORIZONTAL INSTALLATION



REVISION	
REVISION #	DATE
5	1/04/22

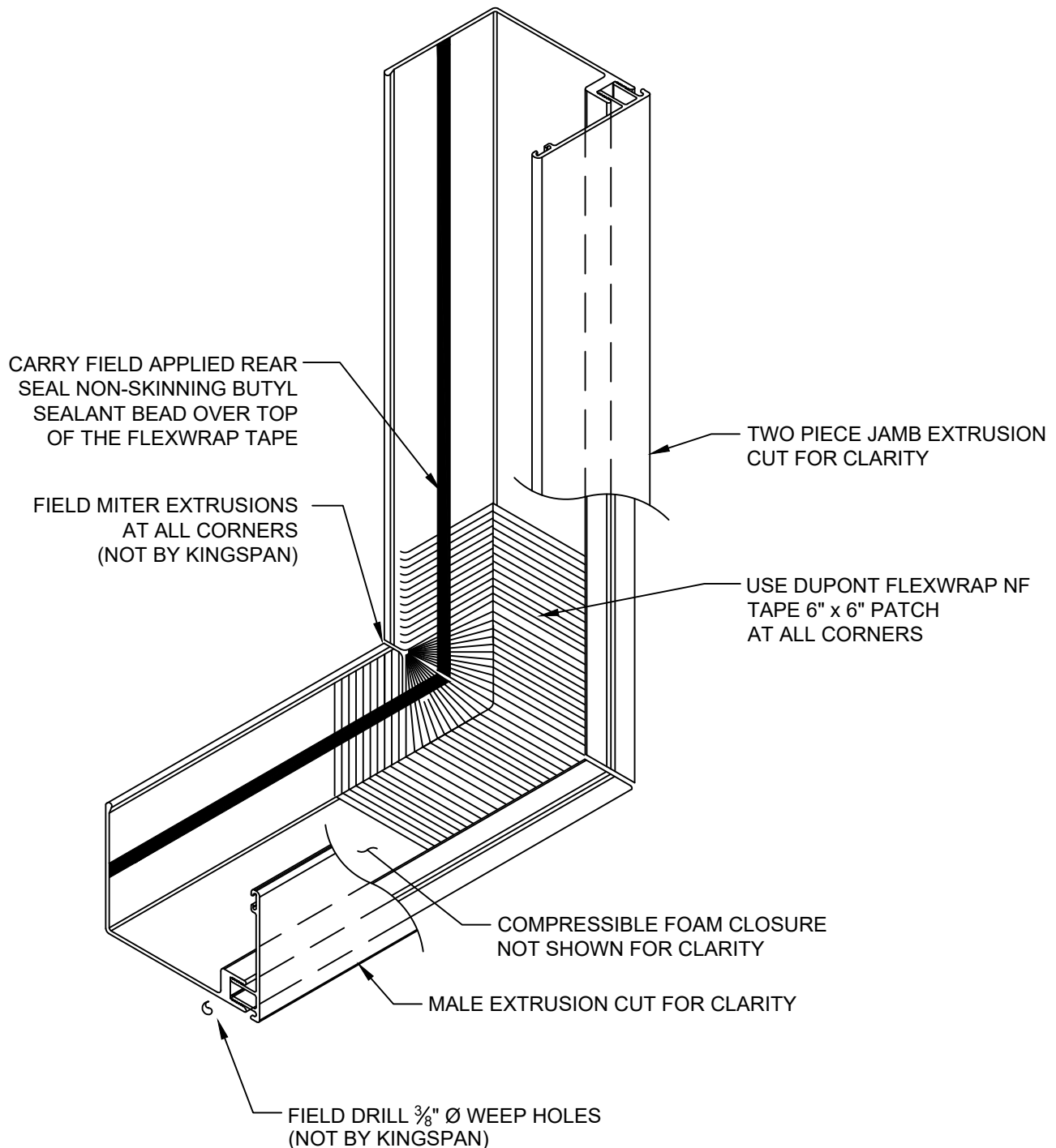
TRIM LAP W/ FLEXWRAP AT  
REMOVABLE FRAMED OPENING

DETAIL #: CI-TL-08-KSH

RELEASE: 2021

  
**Kingspan.**  
[www.kingspanpanels.us](http://www.kingspanpanels.us)  
[www.kingspanpanels.ca](http://www.kingspanpanels.ca)

# KS SERIES - HORIZONTAL INSTALLATION



REVISION	
REVISION #	DATE
5	1/04/22

EXTRUSION W/ FLEXWRAP AT  
REMOVABLE FRAMED OPENING

DETAIL #: CI-TL-09-KSH

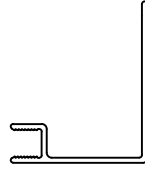
RELEASE: 2021

  
**Kingspan.**  
[www.kingspanpanels.us](http://www.kingspanpanels.us)  
[www.kingspanpanels.ca](http://www.kingspanpanels.ca)

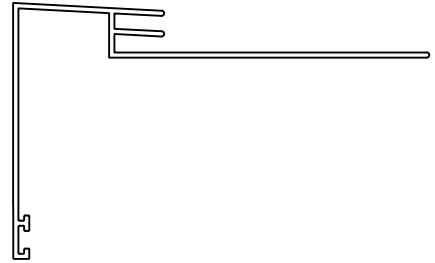
# KS SERIES - HORIZONTAL INSTALLATION



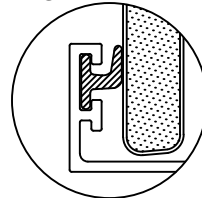
TWO PIECE OPENING  
EXTRUSION CAP  
PART # 2-4069



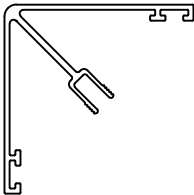
2" TWO PIECE OPENING  
EXTRUSION BASE  
PART # 2-4071



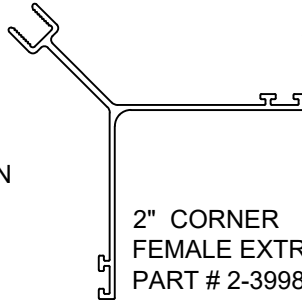
PARAPET EXTRUSION  
PART # 2-1598



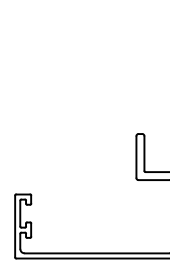
OPTIONAL WIPER  
GASKET  
(FIELD INSTALLED)



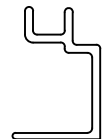
2" CORNER  
MALE EXTRUSION  
PART # 2-4083




2" CORNER  
FEMALE EXTRUSION  
PART # 2-3998



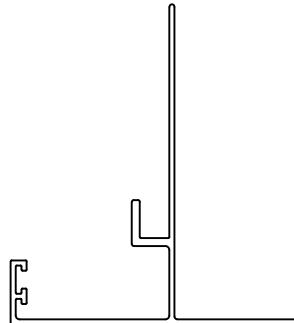
2" PANEL BASE "A"  
EXTRUSION  
PART # 2-4045



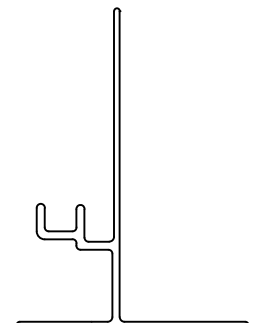
2" PANEL BASE "C"  
EXTRUSION  
PART # 2-4053



SILL EXTRUSION  
PART # 2-4064

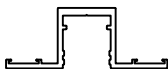


2" SOFFIT EXTRUSION "A"  
PART # 2-4056



2" SOFFIT EXTRUSION "B"  
PART # 2-4060

## VERTICAL JOINT EXTRUSIONS



TOP HAT EXTRUSION  
PART # 2-4077



FLUSH INSERT  
PART # 2-4078



RECESSED  
TOP HAT EXTRUSION  
PART # 2-4074



RECESSED  
INSERT  
PART # 2-4076

REVISION	
REVISION #	DATE
2	02/03/21

KS SERIES  
2" EXTRUSIONS

DETAIL #: CI-EX-01-KSH

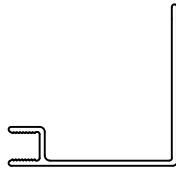
RELEASE: 2021

  
**Kingspan.**  
www.kingspanpanels.us  
www.kingspanpanels.ca

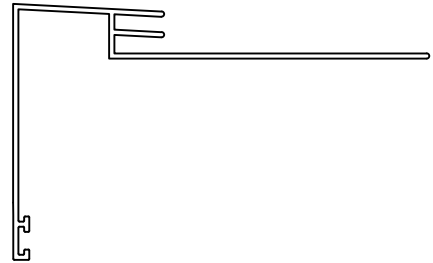
# KS SERIES - HORIZONTAL INSTALLATION




TWO PIECE OPENING  
EXTRUSION CAP  
PART # 2-4069



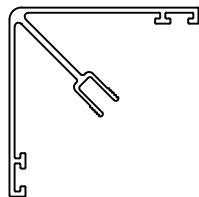
2½" TWO PIECE OPENING  
EXTRUSION BASE  
PART # 2-4073



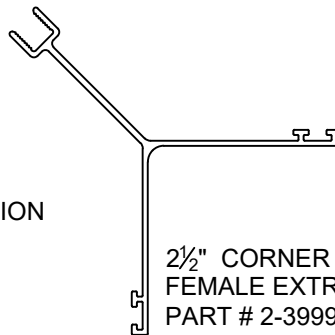
PARAPET EXTRUSION  
PART # 2-1598



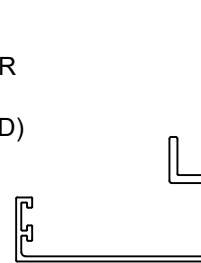
OPTIONAL WIPER  
GASKET  
(FIELD INSTALLED)



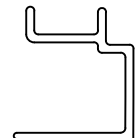
2½" CORNER  
MALE EXTRUSION  
PART # 2-4083



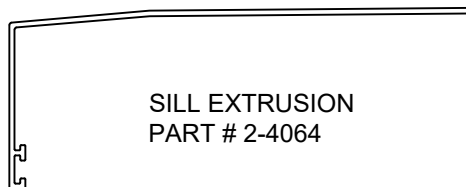
2½" CORNER  
FEMALE EXTRUSION  
PART # 2-3999



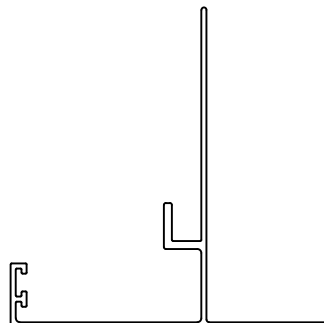
2½" PANEL BASE "A"  
EXTRUSION  
PART # 2-4046



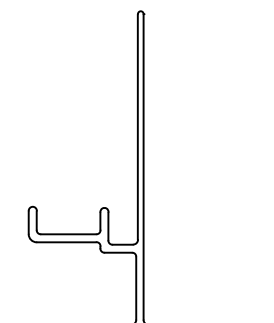
2½" PANEL BASE "C"  
EXTRUSION  
PART # 2-4054



SILL EXTRUSION  
PART # 2-4064

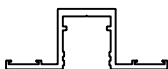


2½" SOFFIT EXTRUSION "A"  
PART # 2-4057



2½" SOFFIT EXTRUSION "B"  
PART # 2-4061

## VERTICAL JOINT EXTRUSIONS



TOP HAT EXTRUSION  
PART # 2-4077



FLUSH INSERT  
PART # 2-4078



RECESSED  
TOP HAT EXTRUSION  
PART # 2-4074



RECESSED  
INSERT  
PART # 2-4076

REVISION	
REVISION #	DATE
2	02/03/21

**KS SERIES  
2.5" EXTRUSIONS**

DETAIL #: CI-EX-02-KSH

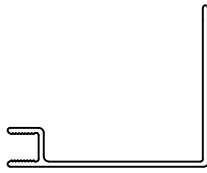
RELEASE: 2021

  
**Kingspan.**  
www.kingspanpanels.us  
www.kingspanpanels.ca

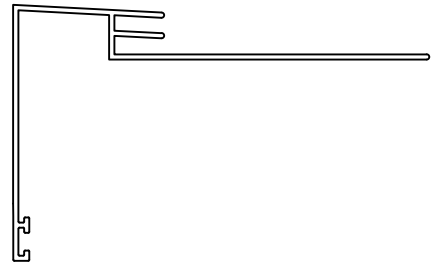
# KS SERIES - HORIZONTAL INSTALLATION




TWO PIECE OPENING  
EXTRUSION CAP  
PART # 2-4069



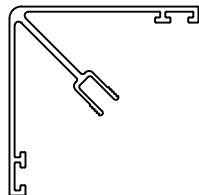
3" TWO PIECE OPENING  
EXTRUSION BASE  
PART # 2-4075



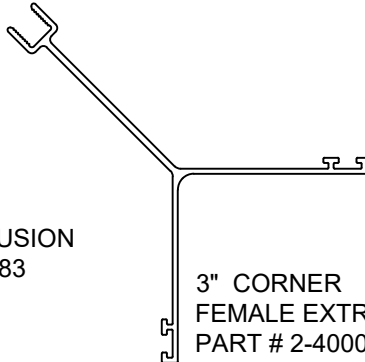
PARAPET EXTRUSION  
PART # 2-1598



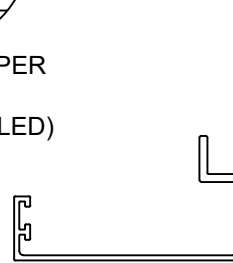
OPTIONAL WIPER  
GASKET  
(FIELD INSTALLED)



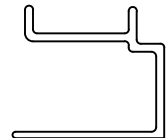
3" CORNER  
MALE EXTRUSION  
PART # 2-4083




3" CORNER  
FEMALE EXTRUSION  
PART # 2-4000



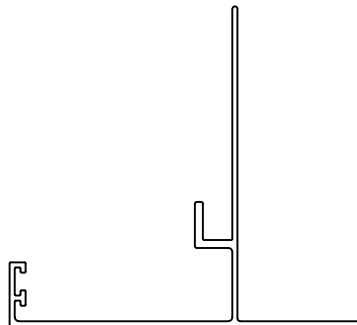
3" PANEL BASE "A"  
EXTRUSION  
PART # 2-4047



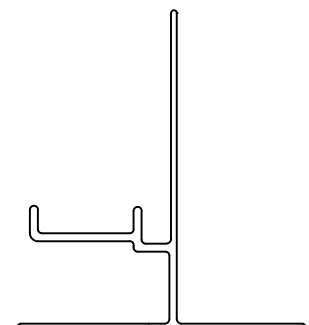
3" PANEL BASE "C"  
EXTRUSION  
PART # 2-4084



SILL EXTRUSION  
PART # 2-4064

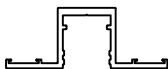


3" SOFFIT EXTRUSION "A"  
PART # 2-4058



3" SOFFIT EXTRUSION "B"  
PART # 2-4062

## VERTICAL JOINT EXTRUSIONS



TOP HAT EXTRUSION  
PART # 2-4077



FLUSH INSERT  
PART # 2-4078



RECESSED  
TOP HAT EXTRUSION  
PART # 2-4074



RECESSED  
INSERT  
PART # 2-4076

REVISION	
REVISION #	DATE
2	02/03/21

**KS SERIES  
3" EXTRUSIONS**

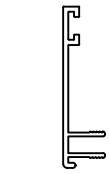
DETAIL #: CI-EX-03-KSH

RELEASE: 2021


  
**Kingspan.**  
www.kingspanpanels.us  
www.kingspanpanels.ca



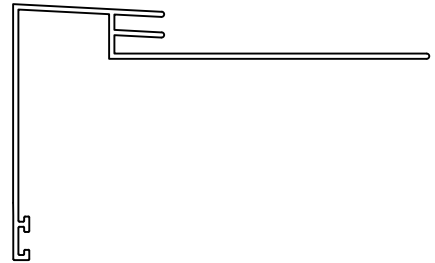
# KS SERIES - HORIZONTAL INSTALLATION




TWO PIECE OPENING  
EXTRUSION CAP  
PART # 2-4069



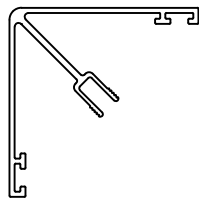
4" TWO PIECE OPENING  
EXTRUSION BASE  
PART # 2-3515



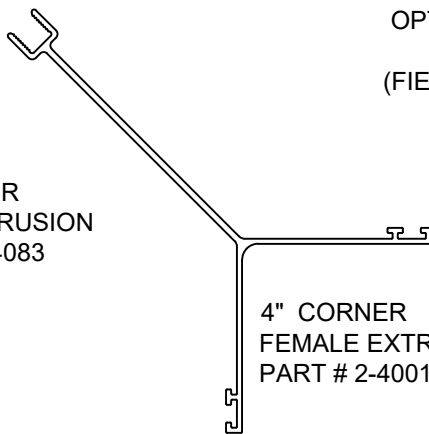
PARAPET EXTRUSION  
PART # 2-1598




OPTIONAL WIPER  
GASKET  
(FIELD INSTALLED)




4" CORNER  
MALE EXTRUSION  
PART # 2-4083




4" CORNER  
FEMALE EXTRUSION  
PART # 2-4001



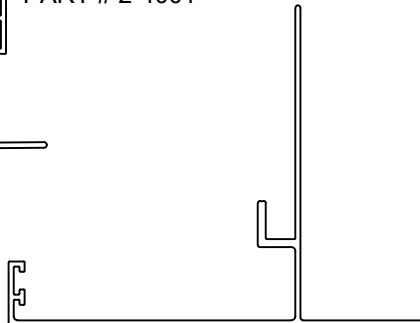
4" PANEL BASE "A"  
EXTRUSION  
PART # 2-4048



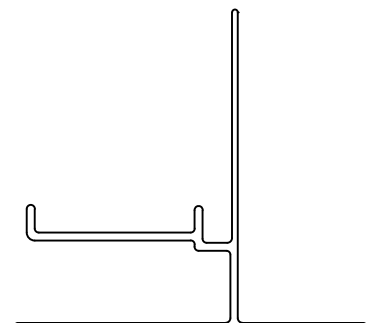
4" PANEL BASE "C"  
EXTRUSION  
PART # 2-4055



SILL EXTRUSION  
PART # 2-4064

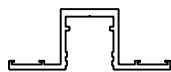


4" SOFFIT EXTRUSION "A"  
PART # 2-4059



4" SOFFIT EXTRUSION "B"  
PART # 2-4063

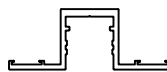
## VERTICAL JOINT EXTRUSIONS



TOP HAT EXTRUSION  
PART # 2-4077



FLUSH INSERT  
PART # 2-4078



RECESSED  
TOP HAT EXTRUSION  
PART # 2-4074



RECESSED  
INSERT  
PART # 2-4076

REVISION	
REVISION #	DATE
2	02/03/21

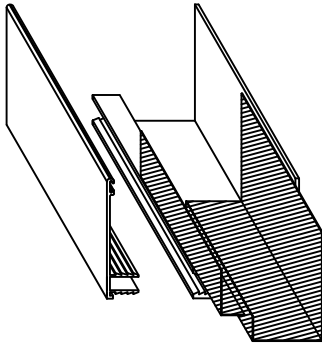
KS SERIES  
4" EXTRUSIONS

DETAIL #: CI-EX-04-KSH

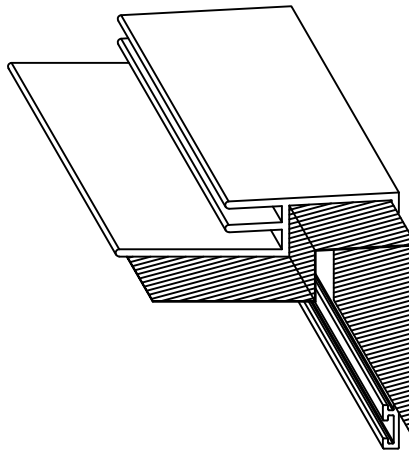
RELEASE: 2021

  
**Kingspan.**  
www.kingspanpanels.us  
www.kingspanpanels.ca

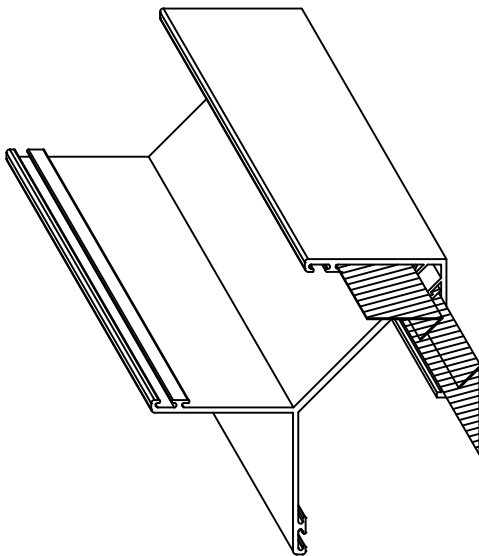
# KS SERIES - HORIZONTAL INSTALLATION



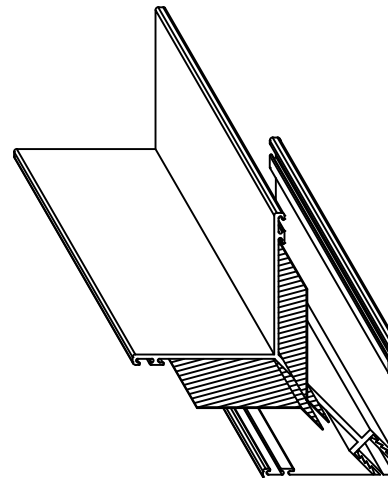
LAP STRIP FOR TWO PIECE  
JAMB EXTRUSION



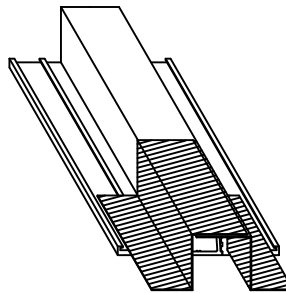
LAP STRIP FOR PARAPET EXTRUSION



LAP STRIPS FOR OUTSIDE CORNER  
EXTRUSION



LAP STRIPS FOR INSIDE CORNER  
EXTRUSION



LAP STRIP FOR VERTICAL HAT EXTRUSION

REVISION	
REVISION #	DATE
0	01/01/21

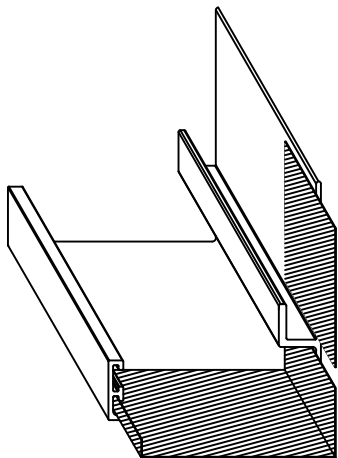
**KS SERIES  
EXTRUSION - LAP STRIPS**

DETAIL #: CI-EX-05-KSH

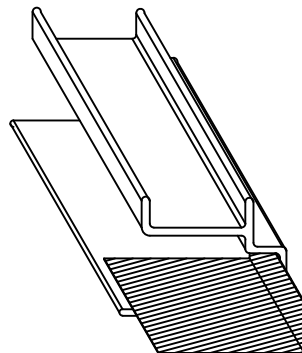
RELEASE: 2021

  
**Kingspan.**  
www.kingspanpanels.us  
www.kingspanpanels.ca

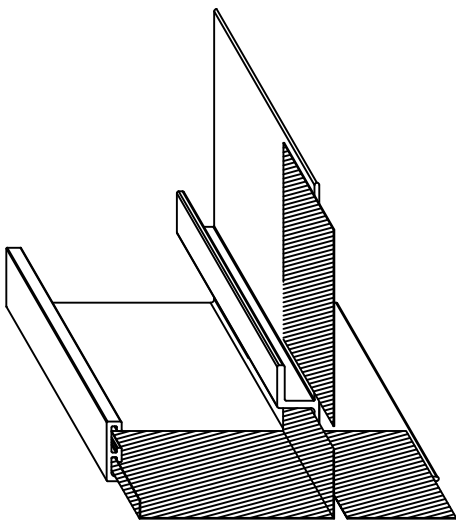
# KS SERIES - HORIZONTAL INSTALLATION



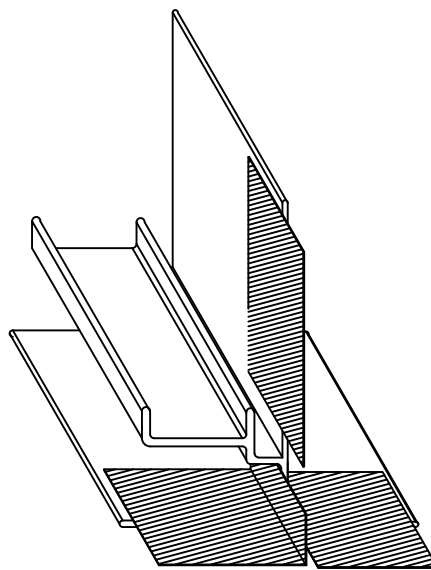
LAP STRIP FOR  
BASE EXTRUSION "A"



LAP STRIP FOR  
BASE EXTRUSION "C"



LAP STRIP FOR  
SOFFIT EXTRUSION "A"



LAP STRIP FOR  
SOFFIT EXTRUSION "B"

REVISION	
REVISION #	DATE
0	01/01/21

KS SERIES  
EXTRUSION - LAP STRIPS

DETAIL #: CI-EX-06-KSH

RELEASE: 2021

  
**Kingspan.**  
[www.kingspanpanels.us](http://www.kingspanpanels.us)  
[www.kingspanpanels.ca](http://www.kingspanpanels.ca)