

SlimLine | Edge

Introducing the new Slimline Edge 4500 litre
AdBlue Storage and Dispensing System

Kingspan Designs Beyond the Curve

Kingspan

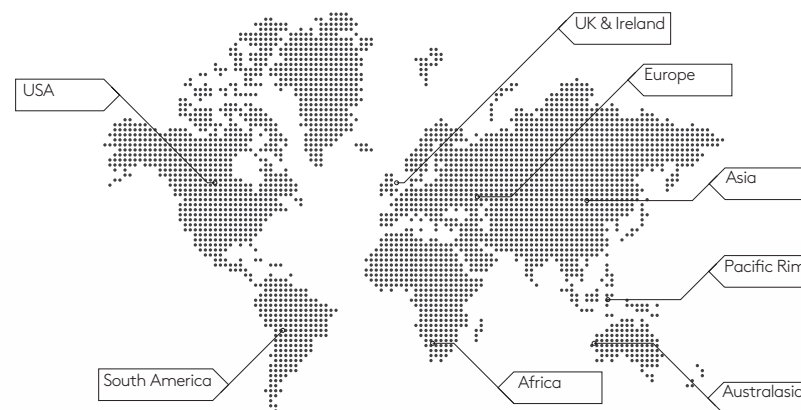
The Kingspan Group is a dynamic, diverse business, with a global reach. Our comprehensive portfolio of products will meet your energy storage and environmental needs, and strengthen your built environment.

Operating in over 100 countries, we deliver pioneering technology, design and manufacturing, backed by a worldwide distribution network and experienced sales and customer service teams.

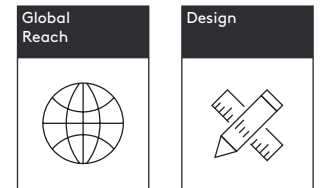
As a global leader, we understand your requirements and are driven to design and deliver innovations that exceed your expectations, time and again.

Kingspan brings you the confidence of quality and support that only a true global authority can deliver.

Global Reach



Kingspan creates the products of the future, today. We innovate so you never have to compromise on style, efficiency, sustainability or safety.



SlimLine | Edge

Iconic, tough, reliable and undeniably unique. Meet the new Slimline Edge 4500 litre AdBlue Storage.

SlimLine Edge offers the revolutionary TriComp system coupled with industry leading componentry, guaranteeing purity and all in a compact island friendly design.

Defined by difference, SlimLine Edge offers the peace of mind and excellence associated with Kingspan's global leading AdBlue range. Over 10 years' experience in pioneering design and manufacturing of innovative ways to responsibly store and dispense AdBlue have led to this.

Our wealth of industry experience and focus have enabled us to bring to market this truly ground breaking AdBlue storage and dispensing solution- the new SlimLine Edge.

Make it Your Own

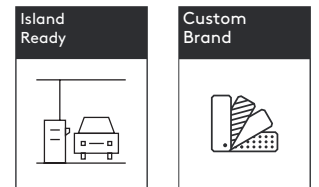
The Chameleon of the Petrol Station

Brand it your way

Want a product that you can truly influence and personalise? We have the solution.

The SlimLine Edge range from Kingspan gives you the opportunity to either stand out from the crowd or personalise with your own brand identity.

This product is your blank canvas and we will work with you to perfect the desired look and feel. We take care of the design process, printing and application and all you have to do is sit back and appreciate its form.



Your colour code

There's no easier way to express your identity than through colour. We offer 5 standard colours but can also work with you to develop your own personal colour code.



Island Ready - Fit for your Environment

The SlimLine Edge has been carefully designed with intelligent dimensions to fit into the industry standard 1.2m wide island ensuring that the vehicle flow around the pumping area is not interrupted or compromised.



TriComp

Triple Compartment Design

Trust in TriComp

Our Unique TriComp system offers a triple compartment design offering three levels of absolute protection for your business and working environment. The inner tank compartment, intermediate tank bund and GRP outer shell combine to give you:

1. Environmental protection

The intermediate compartment holds 110% of the volume of the inner compartment, protecting against unsightly leakages and preventing pollution.

2. No service disruption

Our industry first triple compartment system ensures that your business is not interrupted by mechanical damage to the outer GRP shell. The intermediate compartment provides the bund meaning external damage does not break the bund. The outer tank can be repaired/replaced on site with no service disruption.

3. Investment protection

The triple compartment system combined with closed fluid path technology and virgin polyethylene ensures AdBlue purity is guaranteed. All equipment is securely housed reducing risk of mechanical or environmental damage.



Engineered with Precision

Tank
Warranty



Kingspan brings you the quality and assurance that only a global market leader with over 10 years' experience of designing and manufacturing AdBlue storage solutions can offer.

Path to purity

The SlimLine Edge range utilises a precise closed fluid path system together with virgin unpigmented polyethylene for rigorous management of AdBlue purity. All piping and componentry is industry standard and AdBlue compatible.

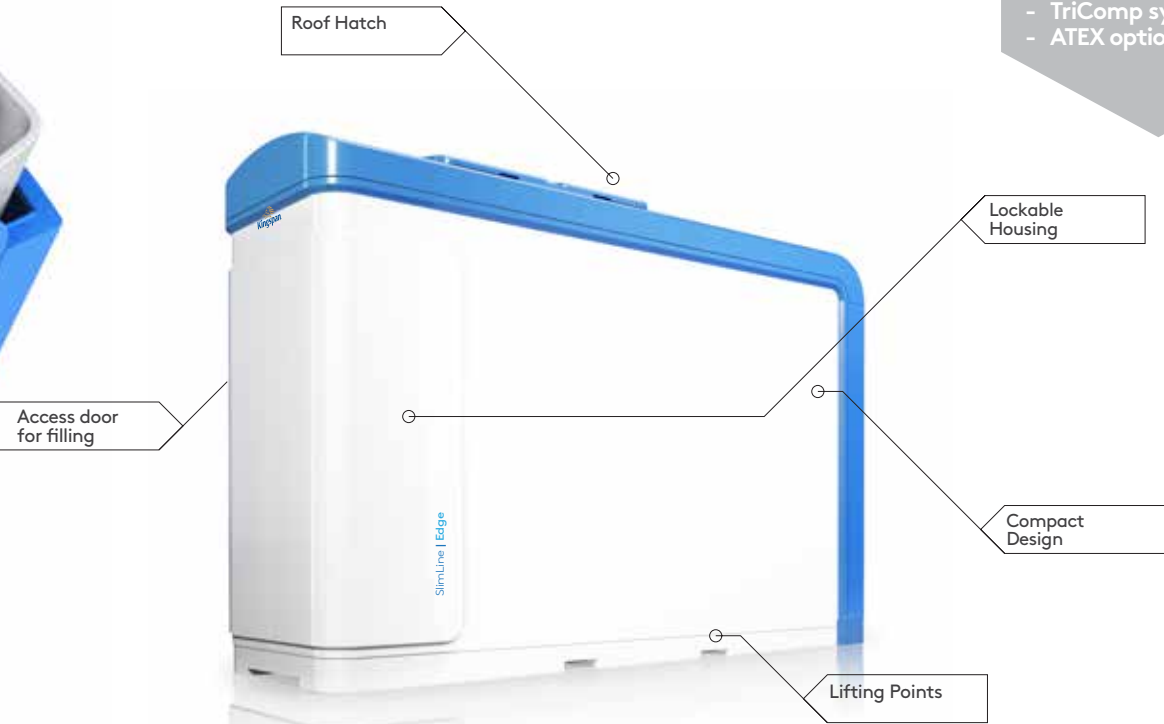
Intelligent dimensions

The SlimLine Edge has been specifically designed to meet the industry standard 1.2m fuel islands as well as meeting height restrictions for visibility across the petrol station.

Tanks you can trust

All SlimLine Edge tanks conform to the highest compliance standards (ISO 22241, ISO 9001:2008 and ISO 1400:2008) to cope with the chemical characteristics of AdBlue.

- **Easy Installation** - Just place, connect, and pump
- **Compact design** - leader in capacity to footprint ratio
- **Roof hatch** - easy access to internal compartment
- **Lockable housing** - prevents unauthorised access
- **Lifting points** - provide safe, easy transport by forklift
- **Access door** - allows for secure filling
- **Extreme cold solutions**
- **TriComp system**
- **ATEX options available**



	Length	Width	Height
4500L	3800mm	1140mm	2500mm
4500L with pedestal	4600mm	1140mm	2500mm

Storage Tank



4500 Litre Slimline
Edge AdBlue
Storage Solution

4,500ltr
Description
4,500 Ltr AdBlue Storage Tank
4,500 Ltr AdBlue Storage Tank with pedestal

Technical Specification


- › GRP Outer Shell
- › Inner Compartment
- › Intermediate Compartment
- › Roof Access Hatch
- › Side/End Access Door for filling
- › Kingspan Tank Management System
- › Light in equipment area
- › Heating in equipment area
- › Ventilation
- › Lockable Housing
- › 2" SS Dry Coupling Filling Connection
- › ¾" EPDM Dispensing Hose
- › Submersible Pump

Optional Extras

- › Heating Tape
- › Inner Compartment Insulation
- › Stainless Steel Spill Stop
- › Pedestal
- › Secure ground attachment kit



Integrated Storage Tank and Dispensing System



4500 Litre Slimline
Edge AdBlue Integrated
Storage Tank and
Dispensing System

4,500ltr
Description
4,500 Ltr AdBlue Integrated dispensing tank-end dispensing
4,500 Ltr AdBlue Integrated dispensing tank-right side dispensing
4,500 Ltr Integrated dispensing tank-left side dispensing
4,500 Ltr Integrated dispensing tank-dual side dispensing

Technical Specification

- › GRP Outer Shell
- › Inner Compartment
- › Intermediate Compartment
- › Roof Access Hatch
- › Side/End Access Door for filling
- › Kingspan Tank Management System
- › Light in equipment area
- › Heating in equipment area
- › Ventilation
- › Lockable Housing
- › 2" SS Dry Coupling Filling Connection
- › ¾" EPDM Dispensing Hose
- › Submersible Pump
- › Hose Reel
- › Automatic Nozzle
- › Inline Flowmeter

Optional Extras

- › Heating Tape
- › Inner Compartment Insulation
- › Stainless Steel Spill Stop
- › Secure ground attachment kit



Storage Tank with External MID Dispenser



Wide choice of industry leading AdBlue Dispensers available, choose your pump configuration and heating options

Technical Specification

- › GRP Outer Shell
- › Inner Compartment
- › Intermediate Compartment
- › Roof Access Hatch
- › Side Access Door for filling
- › Kingspan Tank Management System
- › Light in equipment area
- › Heating in equipment area
- › Lockable Housing
- › 2" SS Dry Coupling Fill Connection
- › Submersible Pump
- › ¾" EPDM Dispensing Hose
- › Your choice of industry leading AdBlue Dispensers
- › Pedestal

Optional Extras

- › Heating Tape
- › Inner Compartment Insulation
- › Stainless Steel Spill Stop
- › Secure ground attachment kit



Storage Tank with Integrated MID



4500 Litre SlimLine Edge
AdBlue Storage Tank with
Integrated MID

4,500ltr

Description

4500 Ltr AdBlue MID Weights and Measures Integrated Tank

Technical Specification

- › GRP Outer Shell
- › Inner Compartment
- › Intermediate Compartment
- › Roof Access Hatch
- › Side Access Door for filling
- › Kingspan Tank Management System
- › Light in equipment area
- › Heating in equipment area
- › Ventilation
- › Lockable Housing
- › 2" SS Dry Coupling Fill Connection
- › Submersible Pump
- › ¾" EPDM Dispensing Hose
- › MID certified Commercial Management System
- › Hose Reel
- › Automatic Nozzle

Optional Extras

- › Heating Tape
- › Inner Compartment Insulation
- › Stainless Steel Spill Stop
- › Secure ground attachment kit



AdBlue Storage and
Dispensing Solutions

Visit www.kingspan.com to learn more about our products and services in over 40 countries.
For local information on SlimLine Edge please visit:

UK

W: www.kingspan.co.uk
E: tankinfo@kingspan.co.uk

Ireland

W: www.kingspan.ie
E: tankinfo@kingspan.ie

Netherlands

W: www.kingspan.nl
E: tank@kingspan.nl

Sweden

W: www.kingspan.se
E: tank@kingspan.se

Poland

W: www.kingspan.pl
E: zbiorniki@kingspan.pl

France

W: www.kingspan.fr
E: cuve@kingspan.fr

Belgium

W: www.kingspan.be
E: info@kingspan-env.be

Germany

W: www.kingspan.de
E: tank@kingspan.de

Czech Republic

W: www.kingspan.cz
E: nadrze@kingspan.cz

Finland

W: www.kingspan.fi
E: tankinfo@kingspan.com

Australia

Kingspan Environmental Pty Ltd
8 Bessemer St, Blacktown
Sydney, NSW 2148
T: +61 (0) 2 8889 5400

USA

726 Summerhill Drive
Deland | FL 32724
T: +1 (954) 260-1079

Global Head Office

180 Gilford Road
Portadown
Co. Armagh
BT63 5LF United Kingdom
T: +44 (0) 28 3836 4444

European Office

ul. Topolowa 5
62-090 Rokietnica,
Poland
T: +48 61 814 44 00